



GeoVax Labs, Inc.

2014

Annual Report



April 2, 2015

Dear Fellow Shareholders:

It is a pleasure to provide you with an update on GeoVax's corporate and clinical progress during 2014, and to provide some insight as to what you should expect during 2015 and beyond. The most significant event of 2014 was our decision to begin the expansion of our vaccine development portfolio beyond HIV, with the Ebola virus as our first target. Our Ebola program will provide a series of near-term achievable milestones while our HIV program moves closer to our goal of an efficacy trial. With this step, we also intend to demonstrate the potential of our vaccine technology as a platform for use in additional disease areas.

Ebola/Marburg Vaccine Program:

The Ebola outbreak in Guinea, Sierra Leone and Liberia gained worldwide attention during the second half of 2014. The sad statistic is that, as of this writing, there have been more than 20,000 infections, with nearly 40% resulting in death. We surmise that many of the Ebola vaccines being rushed into clinical trials will not be a permanent solution to the problem, and that our vaccine vector, MVA (modified vaccinia Ankara), will be very well-suited for a second generation Ebola vaccine. We know from our HIV vaccine successes that our vaccine is safe and provides a durable (long-lasting) immune response. Unlike other vaccines under development, our vaccine incorporates genetic sequences from the most recent outbreak, thus increasing chances the vaccine will be effective. Additionally, We believe our vaccine production methods will yield a favorable cost profile, which will also be an important consideration.

Since 1976, the CDC has reported 28 outbreaks of Ebola, with five occurring since 2010. The virus infects animals such as bats, creating reservoirs in nature that, like rabies, cannot be completely eradicated. Because of the long 3-week incubation period for someone to show any signs of Ebola infection, plus the increasing mobility and urbanization of the at-risk population, these outbreaks will continue to occur, and may worsen. Thus, an effective and safe vaccine is a top world health priority. There has been considerable discussion amongst world healthcare experts about whether to stockpile vaccines for future outbreaks or to vaccinate large segments of the population. Much of that decision will depend upon whether a vaccine meets the criteria for being effective, safe, long-lasting, and affordable.

There are three major strains of Ebola lethal to humans and a very similar virus, Marburg, which also causes hemorrhagic fever. GeoVax is developing a vaccine for each of the Ebola strains, plus Marburg, with the intention of allowing medical professionals the option to use an individual single-dose vaccine if there is an outbreak emergency, or all components together in a two-dose regimen for routine immunization.

Since we announced the initiation of our Ebola vaccine program in October 2014, and subsequently expanded it to include Marburg virus, our progress has been swift. We have used the very latest Ebola viral sequences in our vaccine to demonstrate that we can indeed produce the virus-like particles (VLPs) which we believe are the key to stimulating relevant and long-lasting immunity. We also produce VLPs with our HIV vaccine. These non-infectious VLPs are excellent for educating the recipient's immune system to recognize a virus, block its ability to infect, and kill infected cells. Soon we will begin animal testing by vaccinating small rodents, taking blood samples to assess the induction of an immune response, and then challenging these animals with the live Ebola virus to demonstrate protection. Later this year we plan to initiate non-human primate studies, and in parallel, begin manufacturing the vaccine in anticipation of human clinical trials, ideally before the end of 2016.

Being in the Ebola space gives GeoVax the potential to be more widely recognized and opens opportunity for collaboration and licensing. Given success, the Company will need a commercialization partner for what the World Health Organization (WHO) estimates to be up to a 27 million dose market.

HIV Vaccine Programs

Preventive HIV Vaccine:

While HIV does not gather the headlines it once did, the new infection rate in this country has remained virtually unchanged for the past 20 years at 50,000 new cases each year. Our government, with funds generated by the U.S. taxpayer, contributes roughly \$16 billion toward HIV care and treatment. If this contribution were not available, the incidence of HIV would be increasing rather than staying constant. Like smallpox, polio, influenza, measles, and other infectious diseases, a vaccine is desperately needed to control the world's 5th leading cause of death with 34 million people infected globally and 2.3 million new cases each year.

GeoVax has risen to a leading position with a vaccine to prevent acquisition of the clade B subtype of HIV, which is the most prevalent clade in the Americas and Western Europe. We have successfully completed a Phase 2a safety trial and have had no reportable adverse events from use of the vaccine after 500 individual volunteers were vaccinated in multiple clinical trials. Our immune response data predicting the vaccine's ability to protect against HIV meets or exceeds competitive products. We have had numerous conversations with both the National Institutes of Health (NIH) and the HIV Vaccine Trials Network (HVTN), who conduct the clinical trials, about the goal to start a Phase 2b efficacy trial. While these two groups remain supportive of the idea to progress to this level, the \$70 million clinical trial cost presents a financial challenge, not only for GeoVax, but also for any entity considering funding this program. The HVTN believes the best path forward will be to test our vaccine in combination with a protein boost. Protein boosts may augment antibody responses that can both block virus infections and identify the virus for attack by immune system cells. The one partially successful HIV vaccine trial (known as RV144) included a protein boost, which the HVTN believes should be tested together with the GeoVax vaccine. Our current expectation is that the next clinical trial will begin in late 2015 and will be a follow-on study to the Phase 2a trial (HVTN 205), in which trial participants will be given a protein boost to test the ability of late boosts increasing the antibody responses elicited by the GeoVax vaccine. Information from this trial would then inform the design of future, larger clinical trials.

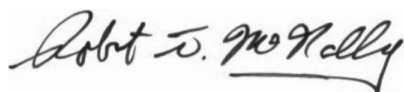
HIV Immunotherapy Program:

HIV-infected individuals who diligently remain on oral medications will have a chronic medical condition instead of a fatal outcome. But the startling statistic reported in the medical literature states that out of the 1.1 million individuals in the U.S. infected with HIV, only 25% successfully control their disease. The remaining 75% are capable of infecting others, thus propagating the disease. Lack of compliance with drug regimens has a variety of issues, such as the high cost of treatment and medical side effects as a result from toxicities from currently approved medications. Consequently, the NIH is pushing new research toward finding a cure for HIV infection. The NIH and other leaders in the HIV field have developed a new concept: the "shock and kill" strategy, in which patients remain on the standard-of-care, anti-retroviral drug therapy, while a second drug ("shock agent") is used to activate latent HIV and a third drug ("kill agent") is used to recognize and eliminate cells that harbor the latent HIV reservoir. A shock and kill therapy could potentially contribute to a cure for HIV. Future therapeutic studies of our HIV vaccine may investigate the vaccine's ability to act as a "shock agent" in a shock and kill therapy. We may also look to combine our vaccine with other therapeutic agents to work towards the ability to prevent the re-emergence of latent virus in the absence of drugs. Our timetable and specific clinical plans will depend on our ability to secure external funding for the program, and on the nature of any potential collaborations we may enter.

We recently reported the completion of a financing transaction of up to \$6 million, half of which was received upfront, giving the company net proceeds of \$2.7 million. The remainder may be exercised by the investors through next February. By securing these funds, GeoVax has the financial resources to continue its core functions, consider other vaccine platform disease applications, and complete near-term objectives for our Ebola program. If the objectives are met and the data are compelling with our new Ebola initiatives, the possibility for more U.S. and international grant funding will be enhanced.

In conclusion, we would like to thank and recognize all of the support our shareholders and employees have provided to GeoVax over the past year. We look forward to achieving further progress in our successful developments during 2015.

Sincerely,



Robert T. McNally, Ph.D.
President & CEO



David A. Dodd
Chairman of the Board

Forward-Looking Statements. Certain statements in this document are "forward-looking statements" within the meaning of the Private Securities Litigation Reform Act. These statements are based on management's current expectations and are subject to uncertainty and changes in circumstances. Actual results may differ materially from those included in these statements due to a variety of factors, including whether: GeoVax can develop and manufacture its vaccines with the desired characteristics in a timely manner, GeoVax's vaccines will be safe for human use, GeoVax's vaccines will effectively prevent HIV or Ebola infection in humans, vaccines will receive regulatory approvals necessary to be licensed and marketed, GeoVax raises required capital to complete vaccine development, there is development of competitive products that may be more effective or easier to use than GeoVax's products, GeoVax will be able to enter into favorable manufacturing and distribution agreements, and other factors, over which GeoVax has no control. GeoVax assumes no obligation to update these forward-looking statements, and does not intend to do so. More information about these factors is contained in GeoVax's filings with the Securities and Exchange Commission including those set forth at "Risk Factors" in GeoVax's Form 10-K.

UNITED STATES SECURITIES AND EXCHANGE COMMISSION

Washington, D.C. 20549

FORM 10-K

- ANNUAL REPORT PURSUANT TO SECTION 13 OR 15(d) OF THE SECURITIES EXCHANGE ACT OF 1934.**
For fiscal year ended December 31, 2014
- TRANSITION REPORT PURSUANT TO SECTION 13 OR 15(d) OF THE SECURITIES EXCHANGE ACT OF 1934**

Commission File No. 000-52091

GEOVAX LABS, INC.

(Exact name of Registrant as specified in its charter)

Delaware

(State or other jurisdiction of incorporation or organization)

87-0455038

(IRS Employer Identification Number)

1900 Lake Park Drive, Suite 380

Smyrna, GA

(Address of principal executive offices)

30080

(Zip Code)

(678) 384-7220

Registrant's telephone number, including area code:

Securities registered pursuant to Section 12(b) of the Act: **None**

Securities registered pursuant to Section 12(g) of the Act: **Common Stock \$.001 par value**

(Title of class)

Indicate by check mark if the registrant is a well-known seasoned issuer, as defined in Rule 405 of the Securities Act. Yes No

Indicate by check mark if the registrant is not required to file reports pursuant to Section 13 or Section 15(d) of the Act. Yes No

Indicate by check mark whether the Registrant (1) has filed all reports required to be filed by Section 13 or 15(d) of the Securities Exchange Act of 1934 during the preceding 12 months (or for such shorter period that the Registrant was required to file such reports), and (2) has been subject to such filing requirements for the past 90 days. Yes No

Indicate by check mark whether the registrant has submitted electronically and posted on its corporate Website, if any, every Interactive Data File required to be submitted and posted pursuant to Rule 405 of Regulation S-T (§232.405 of this chapter) during the preceding 12 months (or for such shorter period that the registrant was required to submit and post such files). Yes No

Indicate by check mark if disclosure of delinquent filers pursuant to Item 405 of Regulation S-K (§ 229.405 of this chapter) is not contained herein, and will not be contained, to the best of registrant's knowledge, in definitive proxy or information statements incorporated by reference in Part III of this Form 10-K or any amendment to this Form 10-K.

Indicate by check mark whether the registrant is a large accelerated filer, an accelerated filer, a non-accelerated filer or a smaller reporting company. See definitions of "large accelerated filer", "accelerated filer" and "smaller reporting company" in Rule 12b-2 of the Exchange Act.

Large accelerated filer Accelerated filer Non-accelerated filer Smaller reporting company

Indicate by check mark whether the registrant is a shell company (as defined in Rule 12b-2 of the Act). Yes No

The aggregate market value of Common Stock held by non-affiliates of the registrant on June 30, 2014, based on the closing price on that date was \$4,780,857.

Number of shares of Common Stock outstanding as of March 20, 2015: 31,950,813

DOCUMENTS INCORPORATED BY REFERENCE

Portions of the registrant's definitive Proxy Statement with respect to its 2015 Annual Meeting of Stockholders are incorporated by reference in Part III

This page intentionally left blank

Table of Contents

PART I

Item 1	Business	1
Item 1A	Risk Factors	15
Item 1B	Unresolved Staff Comments	23
Item 2	Properties	23
Item 3	Legal Proceedings	23
Item 4	Mine Safety Disclosures	23

PART II

Item 5	Market for Registrant’s Common Equity, Related Stockholder Matters and Issuer Purchases of Equity Securities	24
Item 6	Selected Financial Data	25
Item 7	Management’s Discussion and Analysis of Financial Condition and Results of Operations	25
Item 7A	Quantitative and Qualitative Disclosures about Market Risk	32
Item 8	Financial Statements and Supplementary Data	32
Item 9	Changes in and Disagreements with Accountants on Accounting and Financial Disclosure	32
Item 9A	Controls and Procedures	32
Item 9B	Other Information	33

PART III

Item 10	Directors, Executive Officers and Corporate Governance	33
Item 11	Executive Compensation	33
Item 12	Security Ownership of Certain Beneficial Owners and Management and Related Stockholder Matters	33
Item 13	Certain Relationships and Related Party Transactions, and Director Independence	33
Item 14	Principal Accountant Fees and Services	33

PART IV

Item 15	Exhibits and Financial Statement Schedules	34
	Signatures	35
	Exhibit Index	36

This page intentionally left blank

PART I

ITEM 1. BUSINESS

This Annual Report (including the following section regarding Management's Discussion and Analysis of Financial Condition and Results of Operations) contains forward-looking statements regarding our business, financial condition, results of operations and prospects. Words such as "expects," "anticipates," "intends," "plans," "believes," "seeks," "estimates" and similar expressions or variations of such words are intended to identify forward-looking statements, but are not the exclusive means of identifying forward-looking statements in this Annual Report. Additionally, statements concerning future matters, including statements regarding our business, our financial position, the research and development of our products and other statements regarding matters that are not historical are forward-looking statements.

Although forward-looking statements in this Annual Report reflect the good faith judgment of our management, such statements can only be based on facts and factors currently known by us. Consequently, forward-looking statements are inherently subject to risks and uncertainties and actual results and outcomes may differ materially from the results and outcomes discussed in or anticipated by the forward-looking statements. Factors that could cause or contribute to such differences in results and outcomes include without limitation those discussed under the heading "Risk Factors" below, as well as those discussed elsewhere in this Annual Report. Readers are urged not to place undue reliance on these forward-looking statements, which speak only as of the date of this Annual Report. We undertake no obligation to revise or update any forward-looking statements in order to reflect any event or circumstance that may arise after the date of this Annual Report. Readers are urged to carefully review and consider the various disclosures made in this Annual Report, which attempt to advise interested parties of the risks and factors that may affect our business, financial condition, results of operations and prospects.

Overview

GeoVax Labs, Inc. ("GeoVax" or the "Company") is a clinical-stage biotechnology company developing human vaccines against infectious diseases using our novel vaccine platform. Our platform supports production of non-infectious virus-like particles (VLPs) from the cells of the person receiving the vaccine. Producing non-infectious virus-like particles in the person being vaccinated circumvents the need to purify virus-like particles for inoculation. The production of virus-like particles in the person being vaccinated mimics a natural infection, stimulating both the humoral and cellular arms of the immune system to recognize, prevent and control the target infection should it appear.

Our current development programs are focused on vaccines against Ebola and Marburg viruses, and a vaccine against Human Immunodeficiency Virus (HIV). We believe our technology and vaccine development expertise is well-suited for a wide variety of human infectious diseases for which there is an unmet medical need, and we intend to pursue expansion of our product pipeline as resources permit.

Our Ebola/Marburg vaccine program was initiated during 2014 with the goal of developing monovalent vaccines capable of controlling existing outbreaks as well as a multivalent vaccine for preventing future outbreaks. We plan to conduct preclinical animal immunogenicity and challenge studies during 2015 for both vaccines with human clinical testing to begin in late 2016.

Our most advanced HIV vaccine program is focused on the clade B subtype of HIV prevalent in the Americas and Western Europe. Our preventive clade B HIV vaccine has successfully completed Phase 2a human clinical testing and is targeted to enter a follow-on clinical trial in 2015. It has shown outstanding safety and excellent and highly reproducible immunogenicity (*Journal of Infectious Diseases* volume 203, pg 610 and volume 210 pg 99). We also are investigating our HIV vaccines for their potential to contribute to combination therapies for therapeutic treatment leading to a cure for HIV infections. We are also extending our HIV vaccine effort to the most common virus subtype affecting the developing world, clade C. For clade C, we have jointly developed and licensed via Emory University one vaccine from the National Institutes of Health (NIH), completed lead discovery for a second vaccine, and initiated early preclinical research using both approaches. Each of our vaccine development programs is discussed in greater detail in the sections that follow below.

Our vaccine development activities have been, and continue to be, financially supported by the U.S. government. This support has been both in the form of research grants awarded directly to us, as well as indirect support for the conduct of our human clinical trials. This is discussed further under "Support from the United States Government" below.

Our HIV vaccine technology was developed in collaboration with researchers at Emory University, the NIH, and the Centers for Disease Control and Prevention (CDC). The technology developed by the collaboration is exclusively licensed to us from Emory University. We also have nonexclusive licenses to certain patents owned by the NIH. Our Ebola/Marburg vaccines have been developed with technology licensed from, and in collaboration with, the NIH.

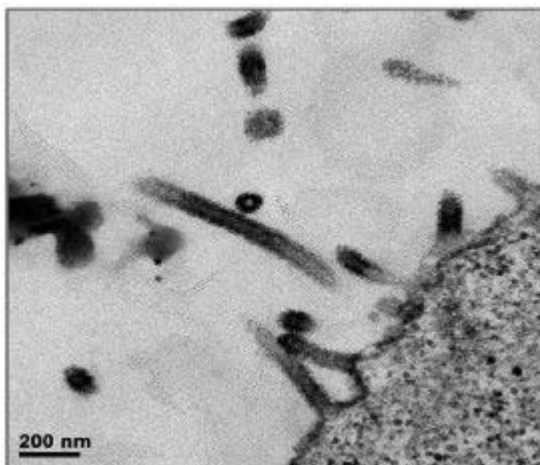
We are incorporated in Delaware, and our offices and laboratory facilities are located in Smyrna, Georgia (metropolitan Atlanta).

Our Technology

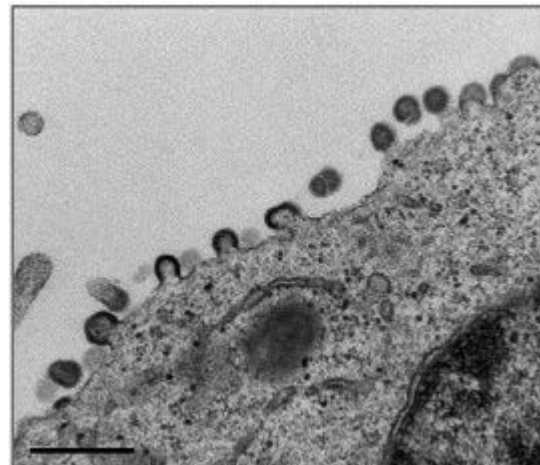
Vaccines typically contain agents (antigens) that resemble disease-causing microorganisms. Traditional vaccines are often made from weakened or killed forms of the virus or from its surface proteins. Many newer vaccines use recombinant DNA (deoxyribonucleic acid) technology to generate vaccine antigens in bacteria or cultured cells from specific portions of the DNA sequence of the target pathogen. The generated antigens are then purified and formulated for use in a vaccine. The most successful of these purified antigens have been non-infectious virus-like particles (VLPs) as exemplified by vaccines for hepatitis B (Merck's Recombivax® and GSK's Engerix®) and Papilloma viruses (GSK's Cervarix®, and Merck's Gardasil®). Our approach uses recombinant DNA or recombinant viruses to produce VLPs in the person being vaccinated. In human clinical trials of our HIV vaccines, we have demonstrated that our VLPs, expressed in the cells of the person being vaccinated, are safe, yet elicit both strong and durable humoral and cellular immune response.

All of our vaccines are designed to produce self-assembling non-infectious VLPs in the cells of the person being vaccinated. VLPs train the body's immune system to recognize and kill the authentic virus should it appear. VLPs also train the immune system to recognize and kill infected cells to control infection and reduce the length and severity of disease. One of the biggest challenges with VLP-based vaccines is to design the vaccines in such a way that the VLPs will be recognized by the immune system in the same way as the authentic virus would be. When VLPs for enveloped viruses like HIV, Ebola, and Marburg are produced *in vivo*, they include not only the protein antigens, but also an envelope consisting of membranes from the vaccinated individual's cells. In this way, they are highly similar to the virus generated in a person's body during a natural infection. VLPs produced externally, by contrast, have no envelope; or, envelopes from the cultured cells (typically hamster or insect cells) used to produce them. We believe our technology provides distinct advantages by producing VLPs that more closely resemble the authentic virus, which in turn, allows the body's immune system to more readily recognize the authentic virus. By producing VLPs *in vivo*, we avoid potential purification issues associated with *in vitro* production of VLPs.

DNA and MVA as Vaccine Vectors. Our HIV vaccines incorporate two delivery components (or vectors): a recombinant plasmid DNA vaccine, and a recombinant MVA (modified vaccinia Ankara) vaccine. Our Ebola and Marburg vaccines use only the MVA vector. Both our DNA and MVA vaccines express sufficient vaccine genes to support the production of non-infectious VLPs. The VLPs cannot cause disease because they contain mutated or deleted enzymatic functions that are essential for virus replication. The virus-like particles display trimeric membrane bound forms of the viral envelope glycoprotein (Env for HIV or GP for Ebola or Marburg). This is important because the natural form of the envelope glycoprotein elicits multi-target antibody capable of recognizing incoming virus and blocking infections. Expression of multiple proteins by the vaccines is essential for the formation of VLPs. The multiple proteins also provide more targets for immune responses such as cytotoxic T-cells. Elicitation of multi-target humoral and cellular responses limits immune escape, just as multi-drug therapies limit drug escape.



Ebola VLPs



HIV VLPs

Figure 1. Electron micrographs showing the virus-like particles (VLPs) elicited by GeoVax vaccines from human cells. Note that the Ebola VLPs on the left self-assemble into the rod-like shape of the authentic Ebola virus, while the HIV VLPs shown on the right take on the spherical shape of the authentic HIV virus. While below the resolution of these micrographs, both types of VLPs display what we believe to be the native form of their respective viral envelope glycoproteins which we believe is key to generating an effective immune humoral response.

We selected MVA for use as the live viral component of our vaccines because of its well-established safety record and because of the ability of this vector to carry sufficient viral proteins to produce virus-like particles. MVA was originally developed as a safer smallpox vaccine for use in immune compromised humans. It was developed by attenuating the standard smallpox vaccine by making over 500 passages of the virus in chicken embryos or chick embryo fibroblasts, which resulted in a virus with limited ability to replicate in human cells but did not compromise the ability of MVA to grow on avian cells, which are used for manufacturing the virus. The deletions also resulted in the loss of immune evasion genes which assist the spread of wild type smallpox infections, even in the presence of human immune responses. MVA was safely administered to over 120,000 people in the 1970s as a smallpox vaccine.

Induction of T-cell and Antibody Immune Responses. In both preclinical and clinical trials, our HIV vaccines have been shown to induce both humoral (antibody) and cellular (T-cell) responses against HIV. The induction of both antibodies and T-cells is beneficial because these immune responses work through different mechanisms. Antibodies prevent infection by blocking viruses from infecting cells. In preclinical simian vaccine studies using repeated rectal challenges with moderate doses of virus, the avidity, or tightness, of antibody binding to the surface envelope glycoprotein of HIV correlates with the prevention of infection (*The Journal of Infectious Diseases*, 204:164 (2011)). In high dose challenges that infect all animals at the first exposure, the avidity of the antibody for envelope glycoprotein correlates with reduced levels of virus replication (*Journal of Virology*, 83:4102 (2009)). Similarly, antibody responses are believed to be critical for vaccine-elicited protection against Ebola and Marburg infection (*Expert Review of Vaccines*, 10:63 (2011)). These results likely reflect the tightly binding antibody both blocking infection as well as tagging virus and infected cells for destruction, by white blood cells such as macrophages, neutrophils and natural killer cells. Our vaccines elicit CD8+ T-cells, a type of T-cell that can recognize and kill cells that become infected by virus (without antibody tagging). For HIV, CD8+ T-cells are important for the control of the virus that has established an infection. For Ebola and Marburg, antibodies can stop or slow the progress of infection, but T cells are important for clearing the infection by killing remaining infected cells.

Background – Viruses and Vaccines

What are Viruses? Viruses are microscopic organisms consisting of genetic material comprised of DNA (deoxyribonucleic acid) or RNA (ribonucleic acid), surrounded by a protein, lipid (fat), or glycoprotein coat. Viruses invade healthy, living host cells in order to replicate and spread. In many cases, the body's immune system can recognize and effectively combat an infection caused by a virus. However, with certain viral infections, the body's immune system is unable to fully destroy or inhibit the replication of the virus, which results in persistent and ongoing viral replication resulting in disease.

Infections caused by viruses can be chronic or acute. Chronic infections, such as those caused by HIV, do not typically self-resolve with time and can cause chronic disease. Acute infections associated with viruses, such as influenza, generally last for a relatively short period of time, and self-resolve in most immunocompetent individuals. However, certain acute infections, such as those caused by Ebola and Marburg, can overwhelm the immune system, resulting in serious disease and death.

Viruses can also be characterized as either active or latent. An active virus can cause a persistent infection or disease over an extended period of time. A latent virus will remain in the body for very long periods of time after the initial infection and generally will only cause disease when the body's immune system weakens, fails or is suppressed, allowing the virus to once again replicate. Vaccines have been widely used to prevent active viral infections from occurring. Latent infections are more difficult to address with vaccines. A latent virus does not replicate actively and can "fly below the radar" of the immune system in that it does not provide the immune system with targets for antibody and T-cell responses.

Viruses that develop resistance to antiviral drugs are increasingly becoming a challenge in the treatment of viral infections, particularly those that are chronic in nature. The ability of viruses to mutate spontaneously during replication allows drug-resistant strains to emerge when patients are using drugs that are not potent enough to quickly and completely inhibit viral replication. Drug-resistant mutant viruses, while initially low in number, eventually become the predominant strain in an infected patient as those strains that remain susceptible to the drug are inhibited from replicating. Once this occurs, the treatment benefit of that particular antiviral drug diminishes, resulting in treatment failure and the need for an alternate therapy with different or possibly new drugs, or classes of drugs. In general, viruses that cause chronic infections, such as HIV, are more likely to develop drug resistance due to the long-term and persistent exposure of the virus to the antiviral therapy.

What are Vaccines? Vaccines represent an approach to broaden the ability to prevent serious infectious diseases caused by both viruses and bacteria. A vaccine is a substance introduced into the human body that teaches the immune system to detect and destroy a pathogen (a virus or other pathogen that causes disease). All vaccines contain some harmless form or part of the pathogen they target or of a highly similar pathogen. They exert their effects through the adaptive immune response, an arm of the immune system that learns to recognize and control specific pathogens.

There are several types of vaccines:

- *Whole-killed/Whole-inactivated vaccines*: The active ingredient in these vaccines is an intact virus or bacterium that has been killed or otherwise stripped of its ability to infect humans. Examples include the cholera and injectable polio vaccines. This approach has not been applied to the development of vaccines against HIV due to lack of success in animal experiments and the difficulty of developing an inactivation method capable of ensuring that the product will be entirely free of active virus. Similarly, inactivated Ebola vaccines have not shown great promise in animal models, and any production process starting with live Ebola or Marburg virus would require such extreme containment measures that it would be difficult to operate at industrial scale.
- *Live attenuated vaccines*: These vaccines use a form of the targeted pathogen that is highly unlikely to be harmful—one capable, say, of multiplying, but not causing disease. Examples include the measles vaccine and the oral vaccine against polio, which has been widely deployed in global eradication efforts. Such vaccines can be very effective because they closely mimic the behavior of the targeted pathogen, giving the immune system a truer picture of what it would be up against. Due to the risk that attenuated HIV, Ebola, or Marburg might revert to its disease-causing form, this approach has not been applied to the development of HIV, Ebola, or Marburg vaccines.
- *Subunit vaccines*: Vaccines of this variety are composed of purified pieces of the pathogen (known as antigens) that generate a vigorous, protective immune response. Common subunit vaccines include the seasonal flu and hepatitis B vaccines. This approach was employed to devise the first AIDS vaccine candidate tested in humans, which failed to induce protection from HIV infection. To date, subunit vaccines have failed to protect nonhuman primates against Ebola infection (*Human Vaccines*, 6:439 (2010)).
- *Purified VLP vaccines*: Purified VLP vaccines consist only of virus-like particles, which are composed of certain viral proteins but do not contain the genetic material of the virus. Unlike subunit vaccines, VLPs typically provide viral antigens in their native form. Due to their structural similarity to actual viruses, VLPs are excellent immunogens capable of raising potent antibody and cellular immune responses. Purified VLPs need to be manufactured and purified in large quantities. They also are difficult to make for relatively fragile viruses with lipid membrane envelopes such as HIV, Ebola, or Marburg vaccines. Examples of successful vaccines using purified VLPs include vaccines for hepatitis B (Merck’s Recombivax® and GSK’s Engerix®) and Papilloma viruses (GSK’s Cervarix®, and Merck’s Gardasil®).
- *Expressed VLP vaccines*: These vaccines are designed to produce self-assembling non-infectious VLPs in the cells of the person being vaccinated. When VLPs for enveloped viruses like HIV, Ebola, and Marburg are produced *in vivo*, they include not only the protein antigens, but also an envelope consisting of membranes from the vaccinated individual’s cells. In this way, they are highly similar to the virus generated in a person’s body during a natural infection. Purified VLPs produced externally, by contrast, have no envelope; or, envelopes from the cultured cells (typically hamster or insect cells) used to produce them. By producing VLPs *in vivo*, potential purification issues associated with *in vitro* production of VLPs are avoided. GeoVax employs this approach in our vaccine design.
- *DNA vaccines*: These vaccine candidates are also designed to train the immune system to recognize a piece of the targeted bacterium or virus. The difference is that the active ingredients are not the purified antigens themselves but circles of DNA, called plasmids, which carry genes encoding those antigens. Human cells passively take up these plasmids and produce the antigens which, in turn, train the immune system to recognize the targeted pathogen.
- *Recombinant viral vaccines*: These vaccines, like DNA vaccines, introduce genes for targeted antigens into the body. But the genes are inserted into a virus that actively infects human cells. The viruses chosen as vectors are safe to use because they do not ordinarily cause disease in humans and/or have been stripped of their ability to proliferate.

Our Ebola & Marburg Vaccine Program

About Ebola and Marburg. Ebola Hemorrhagic Fever (EHF) and the related disease Marburg Virus Disease (MVD) are highly contagious, extremely deadly diseases that, if not contained by quarantine, are capable of threatening populations worldwide. Since 1976, when Ebola was first discovered, at least 28 outbreaks have occurred. The recent Ebola outbreak in West Africa is significantly larger than any previous epidemic, the first to reach urban areas and the first to lead to person-to-person transmission in the United States. As of February 2015, the current epidemic has resulted in over 22,500 infections with over 9,000 deaths (40% fatality rate). No approved preventive or therapeutic products exist for EHF or MVD.

Ebola and Marburg naturally infect animals including bats, creating reservoirs of Ebola and Marburg that, like rabies, cannot be completely eradicated. The rapid urbanization of many areas of Sub-Saharan Africa and the ease of modern air travel create conditions that facilitate the epidemic spread of EHF and MVD, which previously had been limited to localized outbreaks in villages. EHF is caused by ebolaviruses (Ebola), and MVD is caused by marburgviruses (Marburg). Ebola and Marburg are members of the family *Filoviridae*. Ebolaviruses are more diverse than marburgviruses and are divided into five subtypes: Zaire, Sudan, Bundibugyo, Tai Forest, and Reston. Zaire is the most lethal of the strains and is responsible for the current epidemic. Sudan and Bundibugyo are also lethal but have caused fewer and less severe outbreaks.

A challenge in Ebola and Marburg vaccine development is the need to create products that are effective both in containing an epidemic (in which rapid responses are critical) and in routine immunization (in which the duration of immunity is important). Ideal countermeasures to Ebola and Marburg would include a single-shot strain-specific epidemic vaccine capable of rapidly producing protective antibodies and T cells, and a routine vaccine capable of eliciting durable immunity to the lethal strains of Ebola (Zaire, Sudan and Bundibugyo) as well as Marburg. An effective vaccine against Ebola and/or Marburg would dramatically reduce the epidemic spread of infections as well as the transmission of Ebola and/or Marburg from natural animal hosts to humans.

Research on Ebola vaccines is progressing rapidly amongst a number of different pharmaceutical companies, with recombinant chimpanzee adenovirus (ChAd3), rare-serotype adenovirus (Ad26) and vesicular stomatitis virus (VSV) candidates already in clinical trials and several other vaccines scheduled to begin clinical trials. However, none of these vaccines has an ideal design, nor are any of them well suited for use in proactive immunization of populations to prevent future epidemics. The adenovirus vaccines require boosting with MVA to raise protective immune responses, and the two-product regimen (adenovirus and MVA) dramatically raises manufacturing costs and the complexity of vaccination. The replication competent VSV recombinants have already shown risk signals in the current trial, necessitating a temporary halt to the trial followed by resumption at a lower vaccine dose. The potential dose-limiting toxicity of the VSV vaccines raises safety concerns for large-scale vaccinations and also could pose threats to immunocompromised people, such as those infected with HIV. None of the competitors' vaccines produce virus-like particles, a desirable characteristic, which is discussed in detail elsewhere in this document. To the best of our knowledge, no non-GeoVax vaccine candidates share this characteristic. One or more of the current candidates may well show success in stemming the current epidemic. However, the world must be prepared with the optimal vaccine for the next epidemic when it occurs. All of the vaccines currently in clinical trials are designed to protect against one, or at most two, strains of Ebola. To be successful, an optimal vaccine should be safe, effective, and long lasting, all at a reasonable cost. Our analysis suggests that the GeoVax designs are well suited to achieve this aim.

Our Ebola/Marburg Vaccines. To address the unmet need for a product to prevent EHF and MVD, we are developing a series of Ebola and Marburg vaccines, which combine our proven MVA technology with advanced vaccine design. We are developing individual vaccines (monovalent) that will address each of the lethal strains of Ebola virus (Zaire, Sudan and Bundibugyo), as well as Marburg virus. We also plan to develop a multivalent vaccine, which will incorporate multiple monovalent vaccines to protect against the three strains of Ebola and Marburg with a single product.

For testing purposes, our first focus will be the monovalent vaccine for the Zaire strain of Ebola, which we plan to test in the widely used guinea pig challenge model during 2015. This would be followed by testing in the more rigorous non-human primate model, with an expected start date in late 2015. We are planning to begin preclinical testing of our multivalent vaccine several months after the monovalent Zaire vaccine. An initial proof-of-concept study is planned which will allow us to identify which strains and how many strains are needed in the multivalent vaccine; this may be followed (if necessary) by another study to provide additional data on the vaccine, especially with regard to durability of immune responses. We are also planning to initiate IND-enabling toxicology studies in late 2015, with the goal of starting Phase 1 human clinical trials, for both our monovalent and multivalent vaccines, in late 2016.

We are self-funding the early development work on our vaccines, including the guinea pig challenge studies, but the later-stage testing and clinical trials will be dependent upon the availability of sufficient financial resources. We intend to seek funding from U.S. government agencies and/or world health organizations to assist us in this regard.

We believe our Ebola/Marburg vaccines will demonstrate a unique combination of advantages that set them apart from any other products in development for prevention of EHF.

- VLP immunogens. Our GEO-EM01 vector (the active component of the GOVX-E301 product) has been demonstrated to express noninfectious Ebola VLPs in human cells. VLPs mimic the structure of ebolavirus particles and display the vaccine antigens in conformations that are highly similar to those present in live virions. Our prior experience with VLP-expressing HIV vaccines suggests that VLPs expressed by MVA raise highly durable antibody responses, the best durability seen in the field of HIV vaccines.
- Expression of VLPs by a live vector. Unlike purified VLP vaccines, the GeoVax vaccines are intended to produce VLPs in the cells of the vaccinated person. This strategy carries several advantages. The live, VLP-expressing vector provides antigens in three different forms: as VLPs, as proteins on the surface of MVA-infected cells, and as proteins expressed within MVA-infected cells. Each type of antigen is recognized differently by the immune system, contributing to the breadth and potency of the immune response. Also, unlike VLPs produced in cell culture, the VLPs expressed by the GeoVax vaccines bud from the cells of the vaccinated person, just as infectious Ebola or Marburg would do if the person were exposed to the virus rather than the vaccine. In this way, the VLPs produced in the cells of the vaccinated person are

structurally more similar to actual Ebola or Marburg virions. This structural similarity focuses the immune response on the actual antigens of interest rather than eliciting responses against antigens in non-native forms or irrelevant proteins from the membranes of cultured cells.

- The excellent safety of MVA. Our vaccines use the MVA vector, which is highly attenuated. Originally developed as a safer alternative to vaccinia, MVA has shown excellent safety in over 120,000 human subjects. It is widely recognized as a safe vector for recombinant vaccines and has been shown to be safe in immunocompromised individuals and in SIV (the primate version of HIV) infected macaques. The attenuation of MVA allows it to be used in high doses, potentially enabling a protective single-dose regimen in an epidemic situation. Though two other MVA vectors do not express VLPs and are components of other vaccines in clinical development, these other MVA vectors are used in combination with novel adenovirus vectors, which have only limited safety data in humans.
- The ability of MVA to raise antibody and T-cell responses. The field of Ebola immunology is developing rapidly, and researchers have not yet reached a solid consensus on a correlate of protection. Recent studies, including anecdotal results from passive antibody therapy of infected patients, point toward neutralizing antibody as the most important immune response. However, certain animal challenge studies have suggested that binding (rather than neutralizing) antibody correlates best with protection, and other studies have indicated T-cell responses are critical for clearing infections. MVA-vectored vaccines are very efficient at raising both antibody and T-cell responses.
- Antigens against the current epidemic. A vaccine will be most effective if it provides antigens as similar as possible to those in circulating strains of the pathogen. For this reason, we have designed our Zaire ebolavirus vaccines against a genetic sequence from the current epidemic. In this way, our product maximizes the probability of delivering a vaccine antigen that is as close as possible to the circulating pathogen.
- Rapid induction of responses. The MVA vector is highly effective at raising protective responses quickly. Vaccinia, the parental vector for MVA, was used successfully in immunization of people who had come in contact with smallpox-infected individuals. This fact and results from GeoVax's HIV trials suggest that the GeoVax Ebola and Marburg vaccines should be well-suited to epidemic situations in which a protective response must be raised quickly.
- Homologous prime-boost regimen. Published data indicate that, while a single immunization may be sufficient to provide short-term protection in an epidemic situation, a multiple-dose strategy is often superior for raising the durable responses that are required in routine preventive vaccination campaigns. Our MVAs are designed to be used in homologous prime-boost regimens, in which multiple doses of the same vaccine are given. The homologous prime-boost strategy is simpler and more economical than heterologous prime-boost products such as the adenovirus-MVA combinations currently being tested. Relative to a product that requires a heterologous prime-boost regimen, our MVAs are simpler and less expensive to manufacture, test, distribute, and use.
- Experience with the use of MVA in prime-boost regimens. MVAs are highly effective at boosting immune responses, as demonstrated in previous work on Ebola as well as preclinical and clinical trials of HIV vaccines. Our results with MVA prime-boost regimens in HIV trials suggest that MVA alone is highly effective (more effective than DNA and MVA combined) at raising antibody responses. For this reason, we believe that the MVA-MVA prime-boost strategy will be ideal for routine vaccination of populations with our GOVX-E301 product. Also, though we have no current plans to develop our MVAs as boosts for other vaccines, we recognize that any of our MVAs could potentially be used as a heterologous boost to a different (for example, adenovirus) priming vaccine if future data indicate that a heterologous regimen is desirable.
- The excellent thermal stability of MVA. To be appropriate for use in remote regions of the world, a vaccine must be stable enough to remain potent despite suboptimal cold chain logistics. In addition, to be suitable for storage in national stockpiles, Ebola vaccines must remain stable over several years of storage. MVA vaccines are highly stable in both liquid and lyophilized dosage forms. An ongoing stability study of our MVA vaccine against HIV has shown excellent stability over more than six years of storage.
- Manufacturability of MVA-vectored vaccines. If designed with genetically stable inserts, MVA-vectored vaccines can reliably be manufactured in large quantities. In addition to the established Chick Embryo Fibroblast (CEF) cell substrate, we have also investigated novel continuous cell lines for manufacture of our vaccines against HIV, and believe they could potentially be used for manufacture of our MVA vaccines against Ebola. Continuous cell lines offer virtually unlimited scalability as well as greater process consistency and efficiency.

Our HIV/AIDS Vaccine Program

About HIV/AIDS. HIV is a retrovirus that carries its genetic code in the form of RNA. Retroviruses use RNA and the reverse transcriptase enzyme to create DNA from the RNA template. The HIV-1 virus enters human cells and copies its viral RNA to produce complementary DNA (cDNA) that is subsequently inserted into the chromosomes, which are the genetic material of a cell. HIV preferentially infects and replicates in T-cells, which are a type of white blood cell. Infection of T-cells alters them from immunity mediating cells to cells that produce and release HIV. This process results in the destruction of the immune defenses of infected individuals and ultimately, the development of AIDS.

There are several AIDS-causing HIV virus subtypes, or clades, that are found in different regions of the world. These clades are identified as clade A, clade B and so on. The predominant clade found in Europe, North America, parts of South America, Japan and Australia is clade B, whereas the predominant clades in Africa are clades A and C. In India, the predominant clade is clade C. Each clade differs by at least 20% with respect to its genetic sequence from other clades. These differences may mean that vaccines or treatments developed against HIV of one clade may only be partially effective or ineffective against HIV of other clades. Thus, there is often a geographical focus to designing and developing HIV vaccines.

HIV, even within clades, has a high rate of mutation that supports a significant level of genetic variation. In drug treatment programs, virus mutation can result in the development of drug resistance, referred to as virus drug escape, thereby rendering drug therapy ineffective. Hence, we believe that multi-drug therapy is very important. If several drugs are active against virus replication, the virus must undergo multiple simultaneous mutations to escape, which is less likely. The same is true for immune responses. HIV can escape single targeted immune responses. However, our scientists believe if an immune response is directed against multiple targets, which are referred to as epitopes, virus escape is much less frequent. Vaccination against more than one of the proteins found in HIV increases the number of targets for the immune response as well as the chance that HIV will not escape the vaccine-stimulated immune response, thus resulting in protection against infection or the development of clinical AIDS if infection occurs.

HIV infects and gradually destroys T-cells and macrophages, which are white blood cells that play key roles in protecting humans against infectious disease caused by viruses, bacteria, fungi and other micro-organisms. Opportunistic infections by organisms, normally posing no problem for control by a healthy immune system, can ravage persons with immune systems damaged by HIV infections. Destruction of the immune system occurs over years. The average onset of the clinical disease recognized as AIDS occurs after three to ten years of HIV infection if the virus is not treated effectively with drugs, but the time to developing AIDS is highly variable.

AIDS is considered by many in the scientific and medical community to be the most lethal infectious disease in the world. According to the report published by UNAIDS/WHO, at the end of 2012, an estimated 36 million people were living with HIV worldwide, with approximately 2.5 million newly infected in 2012 alone. Approximately 25 million people infected with HIV have died since the 1981 start of the HIV pandemic. The United States currently has an estimated 1.1 million HIV-infected individuals, with approximately 55,000 new infections per year.

At present, the standard approach to treating HIV infection is to inhibit viral replication through the use of combinations of drugs. Available drugs include reverse transcriptase inhibitors, protease inhibitors, integration inhibitors and inhibitors of cell entry to block multiple essential steps in virus replication. However, HIV is prone to genetic changes that can produce strains that are resistant to currently approved drugs. When HIV acquires resistance to one drug within a class, it can often become resistant to the entire class, meaning that it may be impossible to re-establish control of a genetically altered strain by substituting different drugs in the same class. Furthermore, these treatments continue to have significant limitations which include toxicity, patient non-adherence to the treatment regimens and cost. As a result, over time, viruses acquire drug-resistant mutations, and many patients develop intolerance to the medications or simply give up taking the medications due to the side effects.

According to the International AIDS Vaccine Initiative (IAVI), the cost and complexity of new treatment advances for AIDS puts them out of reach for most people in the countries where treatment is most needed. As noted above, in industrialized nations, where drugs are more readily available, side effects and increased rates of viral resistance have raised concerns about their long term use. AIDS vaccines, therefore, are seen by many as the most promising way to end the HIV/AIDS pandemic. It is expected that vaccines for HIV/AIDS, once developed, will be used universally and administered worldwide by organizations that provide health care services, including hospitals, medical clinics, the military, prisons and schools.

Our Preventive HIV Vaccine Program

Prevention of HIV infection remains a worldwide unmet medical need, even in the United States and other first world countries where effective antiretroviral therapies are available. Current antiretroviral therapies do not eliminate HIV infection, requiring individuals to remain on antiretroviral drugs for their entire lives. In the United States, it is estimated that of the 1.1 million infected individuals, for various reasons (lack of diagnosis, linkage to care, patient compliance, etc.) only 25% ultimately remain in HIV care with their viral load sufficiently suppressed to prevent spread of HIV. As a result, the annual incidence of new HIV infections has remained virtually unchanged for the past 20 years. Furthermore, the annual financial burden to the U.S. taxpayer for HIV education, prevention, and treatment costs borne through Medicaid, Medicare, and the Ryan White Act is more than \$16 billion annually, and the estimated lifetime medical costs for an individual infected with HIV is \$500,000.

Work on our HIV vaccines began during the 1990s at Emory University in Atlanta, Georgia, under the direction of Dr. Harriet L. Robinson, who is now our Chief Scientific Officer. The vaccine technology was developed in collaboration with researchers at the NIH and the CDC.

Our most clinically advanced vaccine development program is a DNA/MVA vaccine regimen designed to protect against the clade B subtype of the HIV virus. Clade B is prevalent in the Americas and Western Europe. An estimated 3.3 million people are infected with clade B HIV virus worldwide, with 187,000 new infections in 2012.

We have two HIV vaccine components under development: a recombinant DNA vaccine, and a recombinant MVA vaccine. Both the DNA and MVA vaccines contain sufficient HIV genes to support the production of non-infectious virus-like particles. These VLPs display the native trimeric membrane-bound form of the HIV envelope glycoprotein (Env) that mediates entry into cells and is the target for protective antibody. When used together, the recombinant DNA component primes immune responses, which are boosted by administration of the recombinant MVA component. This prime-boost strategy elicits high avidity antibodies (tightly binding antibodies) and cytotoxic T cells. The antibodies can block infections and initiate the killing of virus and infected cells by bound antibody signaling destruction by virion capture, antibody-dependent cellular cytotoxicity, phagocytosis and complement mediated lysis. We may also pursue development of our MVA vaccine component as a standalone HIV vaccine, or in combination with other vaccine components.

Clinical trials of our preventive HIV vaccine have been conducted by the HIV Vaccine Trials Network (HVTN). The HVTN is the largest worldwide clinical trials network dedicated to the development and testing of HIV/AIDS vaccines. Support for the HVTN comes from the National Institute of Allergy and Infectious Diseases (NIAID), part of the NIH. The HVTN's HIV Vaccine Trial Units are located at leading research institutions in 27 cities on four continents.

We have completed multiple Phase 1 trials and a Phase 2a trial (HVTN 205) of various dosing regimens and formulations of our vaccines. These vaccines have been evaluated in nearly 500 humans. All of the clinical trials of our preventive vaccines have been conducted by the HVTN, and fully funded by the NIH.

We are actively engaged in discussions with the HVTN and NIAID regarding the design of our next clinical study and various trial designs are being considered. Our vaccine is currently the only vaccine being contemplated for efficacy trials for prevention of clade B HIV infection. However, the HVTN believes the best path forward will be to test our vaccines in combination with a protein boost. Protein boosts may augment antibody responses that can block virus infections (neutralizing antibody) and cause antibody dependent cellular cytotoxicity (ADCC antibody). Proteins added to HIV vaccines have shown some success in other trials. The HVTN believes this "dual-action" approach will be a prudent and cost-effective path forward for supporting large clinical trials. Our current expectation is that the next clinical trial will begin in late 2015 and will be a follow-on study to the HVTN 205 trial, in which those trial participants are given a protein boost to evaluate their immune responses. Information from this trial would then inform the design of future, larger clinical trials.

The HVTN is continuing to consider future efficacy studies, and members are working to develop collaborative clinical development plans, as well as initiating regulatory planning. The plans for large-scale clinical trials may change as researchers continue to gather information from our earlier studies and are influenced by results from other vaccine trials. Trial start dates are dependent on many factors and are likely to change.

Preventive HIV Vaccine Program – Clade C. Subject to the availability of funding support from governmental or nongovernmental organizations, we also plan to develop vaccines designed for use to combat the subtypes of HIV that predominate in the developing countries. We have licensed from the U.S. National Institutes of Health (NIH) the modified vaccine Ankara (MVA) construct for the clade C subtype of HIV prevalent in South Africa and India, and we have completed lead discovery using a novel approach to vaccination against clade C. We have performed initial process development studies for the NIH-developed vaccine and initiated early development work on the other, newer clade C vaccine. Depending on the results of animal studies and the focus of government support, we may advance either or both of the clade C vaccines into the clinic.

Preclinical Studies. We conducted preclinical efficacy trials of our preventive HIV vaccines by vaccinating non-human primates with simian immunodeficiency virus prototypes of our HIV vaccines and then testing them for resistance to simian immunodeficiency virus infection. The experimental data produced by these trials documented the ability of the simian prototypes of our vaccines to induce immune responses that can prevent infection as well as reduce the levels of viral replication in those animals that become infected.

Completed Human Clinical Trials -- Preventive HIV Vaccine

Phase 1 Human Clinical Trials. All of our preventive vaccination trials in humans have been conducted by the HVTN, a network that is funded and supported by the NIH. The HVTN is the largest worldwide clinical trials network focused on the development and testing of HIV/AIDS vaccines. The results of a two group, 30 participant, Phase 1 trial (designated HVTN 045) are published in *AIDS RESEARCH AND HUMAN RETROVIRUSES* 22:678 (2006) and of a four group 120 participant trial (HVTN 065) in *The Journal of Infectious Diseases* 203:610 (2011). Our Phase 1 trials have tested both safety and dosing regimens.

In our first Phase 1 clinical trial, HVTN 045, our DNA vaccine was tested without MVA boosting to document the safety of the DNA. Our second Phase 1 clinical trial, HVTN 065, was designed to test the combined use of DNA and MVA and consisted of a dose escalation as well as regimen studies. The low dose consisted of 0.3 mg of DNA and 1×10^7 tissue culture infectious doses (TCID₅₀) of MVA. Once safety was demonstrated for the low dose in 10 participants, the full dose (3 mg of DNA and 1×10^8 TCID₅₀ of MVA) was administered to 30 participants. A single dose of DNA at time 0 followed by MVA at weeks 8 and 24, a DMM regimen, and three doses of MVA administered at weeks 0, 8 and 24, an MMM regimen, were also tested in 30 participants each. Participants were followed for 12 months to assess vaccine safety and to measure vaccine-induced immune responses.

Data from the HVTN 065 trial again documented the safety of the vaccine products but also showed that the DDMM and MMM regimens induced different patterns of immune responses. The full dose DDMM regimen induced higher response rates of CD4⁺ T-cells (77%) and CD8⁺ T-cells (42%) compared to the MMM regimen (43% CD4⁺ and 17% CD8⁺ response rates). In contrast, the highest response rates and highest titers of antibodies to the HIV Env protein were induced in the group that received only the MVA using the MMM regimen. Antibody response rates were documented to be higher for the MMM group using three different assays designed to measure total binding antibody levels for an immune dominant portion of the Env protein (27% for DDMM and 75% for MMM), binding of antibodies to the gp120 subunit of the envelope glycoprotein (81% for DDMM and 86% for MMM) and neutralizing antibodies (7% for DDMM and 30% for MMM). The 1/10th dose DDMM regimen induced overall similar T-cell responses but reduced antibody responses while the response rates were intermediate in the DMM group.

The HVTN also sponsored and conducted a Phase 1 clinical trial in humans (HVTN 094) of the adjuvanted form of our vaccine that co-expresses GM-CSF in the DNA priming vaccine. We have designated the GM-CSF-adjuvanted version of our DNA/MVA vaccine regimen as GOVX-B21, and the unadjuvanted version as GOVX-B11. During December 2013, we reviewed preliminary results from HVTN 094. Based on excellent preclinical non-human primate data, this trial was originally initiated with the expectation that GOVX-B21 would be carried forward into Phase 2 testing by the HVTN, with support by the NIH. However, comparison of data between HVTN 094 and the Phase 2a trial, HVTN 205 (see below) did not show a significant benefit from adding the adjuvant to the vaccine for preventive use; therefore GOVX-B21 was not advanced in further clinical testing (results to be published).

Phase 2 Human Clinical Trials. Based on the safety and the immunogenicity results in the HVTN 045 and HVTN 065 trials, the full dose DNA/MVA and MVA-only regimens were selected for testing by the HVTN in a Phase 2a trial (designated HVTN 205) which was completed in 2012 and the subject of an oral presentation at the *AIDS Vaccine 2012 Conference* in September 2012, with further analysis presented at the *AIDS Vaccine Meeting* in Barcelona, Spain, in October 2013 and a publication in the *Journal of Infectious Diseases* (volume 210, pg 99) in 2014. HVTN 205 was designed to evaluate the safety and immunogenicity of our vaccines in healthy, HIV-uninfected adults. In HVTN 205, 299 participants were randomly assigned to three study arms: 149 participants received two injections of our DNA vaccine followed by two injections of our MVA vaccine (DDMM arm), 75 participants received three MVA injections and one placebo injection (MMPM arm), and 75 participants received four injections of placebo. After the final vaccination, antibody responses against the HIV Envelope protein (Env), the target for protective antibody, were detected in 93.2% of the DDMM arm (the vaccination regimen selected for further clinical study). At six months after final vaccination (the latest time point tested), gp140 IgG antibody response titers in the DDMM arm had declined by less than 3-fold, with response rates only declining from 100% to 84%, indicating significant durability of the antibody response. Additionally, HVTN 205 also showed that the antibody responses after vaccination had high affinity binding, a characteristic which has been associated with prevention of HIV infection in preclinical models. The study also showed low response rates for serum IgA, a desirable characteristic because serum IgA competed with serum IgG for reducing the risk of infection in the one partially protective (31%) AIDS vaccine trial in Thailand. Response rates for serum IgG3, an isotype associated with activating innate methods of protection such as complement (C')-mediated lysis and antibody-dependent cellular cytotoxicity were excellent (91%).

HIV Immunotherapy Program

Current antiretroviral therapies, though highly effective at suppressing HIV viral load, are unable to eliminate HIV infection entirely. A major challenge in the development of HIV therapeutics is the ability of HIV to persist in host cells in a latent proviral form, invisible to the immune system and inaccessible to antiretroviral drugs. In response to this problem, the NIH and other leaders in the HIV field have developed a new concept: the “shock and kill” strategy, in which patients remain on standard-of-care anti-retroviral drug therapy while a second drug (“shock agent”) is used to activate latent HIV and a third drug (“kill agent”) is used to recognize and eliminate cells that harbor the latent HIV reservoir. A shock and kill therapy could potentially contribute to a cure for HIV.

Observations from a pilot Phase 1 clinical trial of our HIV vaccines (GV-TH-01 – discussed below) have led us to postulate that our DNA vaccines may be effective as a shock agent and that a subsequent, precisely timed MVA inoculation may reduce viral reservoirs. The Company is currently considering the best course of action for advancing its HIV immunotherapy program. Future therapeutic studies of GeoVax’s vaccine may investigate vaccine’s ability to act as a “shock agent” in a shock and kill

therapy in combination with standard of care antiretroviral drug therapy to seek a cure. The timetable and specific clinical plans will be dependent upon the Company's ability to secure external funding for the program, and on the nature of any potential collaborations GeoVax may establish.

Preclinical Studies – Therapeutic Vaccine. In 2007-2008, data were generated in three pilot studies on therapeutic vaccination in simian immunodeficiency virus-infected non-human primates. The vaccine used in these pilot studies was specific for simian immunodeficiency virus but with the design features of our HIV/AIDS vaccine. In these pilot studies, conducted at Yerkes National Primate Research Center of Emory University, non-human primates were infected, drug-treated, vaccinated and then drug-interrupted. Following treatment interruption, median levels of virus in blood, measured as viral RNA, were 10 to 1000-times lower than those measured prior to drug and vaccine treatment. The therapeutic reductions in virus levels were best for animals placed on drugs within 12 weeks of infection with lower levels of protection being achieved in animals that were placed on drugs at 3 months or later after infection.

Phase 1 Trial (Treatment Interruption). In early 2014, we completed a Phase 1 clinical trial (GV-TH-01) investigating the therapeutic use of our vaccines in HIV-infected patients. GV-TH-01 is an open label Phase 1 treatment interruption trial investigating the safety and immunogenicity of our DNA/MVA vaccine regimen in 9 HIV-infected patients who initiated drug treatment within 18 months of seroconversion and had stably controlled virus for at least 6 months. Patients were vaccinated with two DNA inoculations followed by two MVA inoculations at intervals of two months. Eight weeks following the last inoculation, patients suspended drug therapy for a 12-week period. Vaccinated patients' ability to control the time and temporal height of re-emergent virus in the absence of drugs was then observed. Drug treatment was re-instituted after 12 weeks, and trial participants were observed for an additional 6 months. The primary endpoint of this study was to evaluate the safety of our vaccine in HIV-positive patients with well-controlled infections who are being treated with oral HIV medications. An exploratory objective of the study was to evaluate the ability of the vaccinated patient to control re-emergent virus during the drug treatment interruption period.

Analysis of GV-TH-01 data indicates that, during the vaccination phase of the trial, enhanced CD8++ T cells were elicited in 8 of 9 participants and enhanced CD4++ T cell in 5 of 9 participants. Antibody responses were boosted in 4 of 9 participants. Analyses during the treatment interruption phase of the trial suggested that individuals with the best immune responses had lower levels of re-emergent virus. These levels however were not sufficiently low to prevent immune escape and the reinstatement of progression towards AIDS. Excellent safety was observed throughout the trial, with none of the participants needing to reinstate antiretroviral drugs during the treatment interruption phase of the trial (data being compiled for publication).

Support from the United States Government

With the exception of the GV-TH-01 Phase 1 therapeutic trial (treatment interruption protocol), all of our human clinical trials to date have been conducted by the HVTN and funded by NIH. This financial support has been provided by the NIH directly to the HVTN, so has not been recognized in our financial statements. Our responsibility for these clinical trials has been to provide sufficient supplies of vaccine materials and technical expertise when necessary.

In addition to clinical trial support from the NIH, our operations are partially funded by NIH research grants. In September 2007, the NIH awarded us an Integrated Preclinical/Clinical AIDS Vaccine Development (IPCAVD) grant to support our HIV/AIDS vaccine program. We utilized this funding to further our HIV/AIDS vaccine development, optimization and production. The aggregate award (including subsequent amendments) totaled approximately \$20.4 million, and there was approximately \$75,000 remaining and available for use as of December 31, 2014. In September 2012, the NIH awarded us an additional grant of approximately \$1.9 million to support development of versions of our HIV/AIDS vaccines to address the clade C subtype of the HIV virus prevalent in the developing world. All funding pursuant to this grant has been utilized. In July 2013, the NIH awarded us a Small Business Innovative Research (SBIR) grant for approximately \$277,000 to support preclinical studies evaluating the ability of protein boosts to augment antibody responses. The initial grant award was approximately \$277,000 for the first year of a two-year project period beginning August 1, 2013. In July 2014, the NIH awarded us approximately \$290,000 for the second year of the project period. We recorded grant revenues of \$258,267, \$154,563, and \$-0- for the years ended December 31, 2014, 2013 and 2012, respectively, related to this grant, and there was approximately \$154,000 of unrecognized grant funds remaining and available for use pursuant to this grant as of December 31, 2014.

Please refer to our Financial Statements beginning on page F-1 of this Form 10-K, and to "Management's Discussion and Analysis of Financial Condition and Results of Operations", for additional information regarding revenue and funds availability.

Regulations

Regulation by governmental authorities in the United States and other countries is a significant factor in our ongoing research and development activities and in the manufacture of our products under development. Complying with these regulations involves considerable time and expense.

In the United States, drugs are subject to rigorous federal and state regulation. Our products are regulated under the Federal Food, Drug and Cosmetic Act, as amended (FD&C Act), and the regulations promulgated thereunder, and other federal and state statutes and regulations. These laws govern, among other things, the testing, manufacture, safety, efficacy, labeling, storage, record keeping, approval, advertising and promotion of medications and medical devices. Product development and approval within this regulatory framework is difficult to predict, takes a number of years and involves great expense. The steps required before a human vaccine may be marketed in the United States include:

- pre-clinical laboratory tests, in vivo pre-clinical studies and formulation studies;
- manufacturing and testing of the product under strict compliance with current Good Manufacturing Practice (cGMP) regulations;
- the submission to the FDA of an Investigational New Drug (IND) application for human clinical testing which must become effective before human clinical trials can commence;
- adequate and well-controlled human clinical trials to establish the safety and efficacy of the product;
- the submission of a Biologics License Application to the FDA, along with the required user fees;
- FDA approval of the Biologics License Application prior to any commercial sale or shipment of the product; and
- postmarketing requirements imposed by FDA.

Each of these steps is described further below. Before marketing any drug or biologic for human use, the product sponsor must obtain FDA approval. In addition, each manufacturing establishment must be registered with the FDA and must pass a Pre-Approval Inspection (PAI) before introducing any new drug or biological product into commercial distribution. Because GeoVax does not manufacture vaccines for human use within our own facilities, we must ensure compliance both in our own operations and in the outsourced manufacturing operations. All FDA-regulated manufacturing establishments (both domestic establishments and foreign establishments that export products to the United States) are subject to inspections by the FDA and must comply with the FDA's Good Manufacturing Practices for products, drugs and devices.

FDA determines compliance with applicable statutes and regulations through documentation review, investigations, and inspections. Several enforcement mechanisms are available to FDA, ranging from a simple demand to correct a minor deficiency to mandatory recalls, closure of facilities, and even criminal charges for the most serious violations.

Preclinical Testing. Preclinical testing includes laboratory evaluation of chemistry and formulation, as well as cell culture and animal studies to assess the safety and potential efficacy of the product. Preclinical safety tests and certain other pivotal preclinical studies must be conducted by laboratories that comply with the FDA's Good Laboratory Practices, or GLP. The results of pre-clinical testing are submitted to the FDA as part of the IND application and are reviewed by the FDA prior to the commencement of human clinical trials. Unless the FDA objects to an IND, the IND becomes effective 30 days following its receipt by the FDA.

cGMP-Compliant Manufacturing and Testing. FDA has issued, and frequently updates, extensive regulations on current Good Manufacturing Practice (cGMP). Any drug, biologic, or device for human use, whether commercial or investigational, must be manufactured under these regulations. cGMP regulations include a wide variety of requirements covering personnel, documentation, facilities, equipment, testing procedures, and many other aspects of manufacturing and testing.

Clinical Trials. Clinical trials involve the administration of investigational drugs to volunteers or to patients under the supervision of a qualified, medically trained clinical investigator. Clinical trials are conducted in accordance with Good Clinical Practices under protocols that detail the objectives of the trial, the parameters to be used to monitor safety and the efficacy criteria to be evaluated. Each protocol and the qualifications of the investigators who plan to carry it out must be submitted to the FDA as part of the IND. Further, each clinical trial must be conducted under the auspices of an independent institutional review board at the institution where the trial will be conducted. The institutional review board will consider, among other things, ethical factors, the safety of human subjects and the possible liability of the institution.

Clinical trials are typically conducted in three sequential phases, but the phases may overlap. In the Phase 1 clinical trial, the initial introduction of the product into healthy human subjects, the vaccine is tested for safety (including adverse side effects) and dosage tolerance. The Phase 2 clinical trial is the proof of principal stage and involves trials in a limited patient population to determine whether the product induces the desired effect (for our vaccines this means immune responses) and to better determine optimal dosage. The continued identification of possible safety risks is also a focus. When there is evidence that the

product may be effective and has an acceptable safety profile in Phase 2 clinical trials, Phase 3 clinical trials are undertaken to evaluate clinical efficacy and to test for safety within an expanded patient population. Phase 3 trials are completed using multiple clinical study sites which are geographically dispersed. The manufacturer or the FDA may suspend clinical trials at any time if either believes that the individuals participating in the trials are being exposed to unacceptable health risks.

Biologics License Application and FDA Approval Process. The results and details of the pre-clinical studies and clinical trials are submitted to the FDA in the form of a Biologics License Application (BLA), which is equivalent to the New Drug Application (NDA) submitted by companies seeking to market new drugs. If the BLA is approved, the manufacturer may market the product in the United States. Under the Prescription Drug User Fee Act (PDUFA), FDA charges user fees to applicants to offset the costs of its operations. The PDUFA user fee for a new vaccine is over \$2 million, unless the applicant obtains a waiver or reduction through certain programs designed to encourage development of certain types of products.

Postmarketing Requirements. FDA frequently imposes postmarketing requirements as a condition of NDA or BLA approval. Common postmarketing requirements include additional clinical trials (Phase 4 trials) or observational studies. Postmarketing requirements are especially relevant to our Ebola and Marburg vaccines. We intend to pursue approval of these vaccines using the accelerated approval process, in which FDA grants approval based on performance against a criterion other than actual protection against the disease but requires the manufacturer to monitor and submit data on efficacy of the approved product. Unlike pathogens such as human papillomavirus, Ebola and Marburg are not constantly in circulation; instead, they occur in sporadic but extremely deadly outbreaks. For this reason, it would be impractical and potentially unethical to attempt to perform a traditional Phase 3 trial in which vaccinated participants are compared against unvaccinated participants to determine the efficacy of the vaccine in preventing infection with Ebola or Marburg. The accelerated approval process allows FDA to approve a new medicine based on its performance against a surrogate endpoint (in the case of Ebola or Marburg, its performance in raising immune responses). We anticipate that, as a condition of receiving accelerated approval, GeoVax would agree to monitor the real-world performance of our Ebola and Marburg vaccines.

International Approval. Whether or not the FDA has approved the drug, approval of a product by regulatory authorities in foreign countries must be obtained prior to the commencement of commercial sales of the drug in such countries. The requirements governing the conduct of clinical trials and drug approvals vary widely from country to country, and the time required for approval may be longer or shorter than that required for FDA approval.

Other Regulations. In addition to FDA regulations, our business activities may also be regulated by the Occupational Safety and Health Act, the Environmental Protection Act, the Toxic Substances Control Act, the Resource Conservation and Recovery Act and other present and potential future federal, state or local regulations. Violations of regulatory requirements at any stage may result in various adverse consequences, including regulatory delay in approving or refusal to approve a product, enforcement actions, including withdrawal of approval, labeling restrictions, seizure of products, fines, injunctions and/or civil or criminal penalties. Any product that we develop must receive all relevant regulatory approvals or clearances before it may be marketed.

Manufacturing

We do not have the facilities or expertise to manufacture any of the clinical or commercial supplies of any of our products. To be successful, our products must be manufactured in commercial quantities in compliance with regulatory requirements and at an acceptable cost. To date, we have not commercialized any products, nor have we demonstrated that we can manufacture commercial quantities of our product candidates in accordance with regulatory requirements. If we cannot manufacture products in suitable quantities and in accordance with regulatory standards, either on our own or through contracts with third parties, it may delay clinical trials, regulatory approvals and marketing efforts for such products. Such delays could adversely affect our competitive position and our chances of achieving profitability. We cannot be sure that we can manufacture, either on our own or through contracts with third parties, such products at a cost or in quantities that are commercially viable.

We currently rely and intend to continue to rely on third-party contract manufacturers to produce vaccines needed for research and clinical trials. We have entered into arrangements with third party manufacturers for the supply of our DNA and MVA vaccines for use in our planned clinical trials. These suppliers operate under the FDA's Good Manufacturing Practices and (in the case of European manufacturers) similar regulations of the European Medicines Agency. We anticipate that these suppliers will be able to provide sufficient vaccine supplies to complete our currently planned clinical trials. Various contractors are generally available in the United States and Europe for manufacture of vaccines for clinical trial evaluation, however, it may be difficult to replace existing contractors for certain manufacturing and testing activities and costs for contracted services may increase substantially if we switch to other contractors.

Development of Improved Manufacturing Techniques for MVA – The MVA component of our vaccine is currently manufactured in cells that are cultured from embryonated chicken eggs, which is a reliable method to manufacture large quantities of vaccine. In an attempt to find a means to reduce costs for large-scale manufacturing, we have explored a number of approaches to

producing MVA in continuous cell lines that can be grown in bioreactors. In this process we have identified a duck stem-cell-derived line (termed EB66), that is proprietary to Valneva S.E., France. We are currently working with Valneva on the use of EB66 cells for the growth of our MVA vaccines. We are hopeful that upon completion of process development we will be producing vaccine at significantly higher titers in a much more advanced and scalable process, allowing for quality improvements over the current process as well as meaningful cost reductions.

Competition

The biopharmaceutical industry and the vaccine market is competitive and subject to rapid and substantial technological change. Developments by others may render our proposed vaccination technologies noncompetitive or obsolete, or we may be unable to keep pace with technological developments or other market factors. Technological competition in the industry from pharmaceutical and biotechnology companies, universities, governmental entities and others diversifying into the field is intense and is expected to increase. Many of the pharmaceutical companies that compete with us have significantly greater research and development capabilities than we have, as well as substantially more marketing, manufacturing, and financial resources. In addition, acquisitions of, or investments in, small pharmaceutical or biotechnology companies by such large corporations could increase their research, financial, marketing, manufacturing and other resources. Competitive technologies may ultimately prove to be safer, more effective or less costly than any vaccine that we develop.

There are currently no FDA licensed and commercialized Ebola vaccines, Marburg vaccines, or HIV vaccines available in the world market. We are aware of several development-stage and established enterprises, including major pharmaceutical and biotechnology firms, which are actively engaged in vaccine research and development in these areas. For Ebola, these include Johnson & Johnson, GlaxoSmithKline, and Merck. For HIV, these include Novartis, Sanofi-Aventis and GlaxoSmithKline. Other HIV vaccines are in varying stages of research, testing and clinical trials including those supported by the NIH Vaccine Research Center, the U.S. Military, IAVI, the European Vaccine Initiative, and the South African AIDS Vaccine Initiative. We may also experience competition from companies that have acquired or may acquire technologies from companies, universities and other research institutions. As these companies develop their technologies, they may develop proprietary technologies which may materially and adversely affect our business.

If any of our competitors develop products with efficacy or safety profiles significantly better than our products, we may not be able to commercialize our products, and sales of any of our commercialized products could be harmed. Some of our competitors and potential competitors have substantially greater product development capabilities and financial, scientific, marketing and human resources than we do. Competitors may develop products earlier, obtain FDA approvals for products more rapidly, or develop products that are more effective than those under development by us. We will seek to expand our technological capabilities to remain competitive; however, research and development by others may render our technologies or products obsolete or noncompetitive, or result in treatments or cures superior to ours.

Our competitive position will be affected by the disease indications addressed by our product candidates and those of our competitors, the timing of market introduction for these products and the stage of development of other technologies to address these disease indications. For us and our competitors, proprietary technologies, the ability to complete clinical trials on a timely basis and with the desired results, and the ability to obtain timely regulatory approvals to market these product candidates are likely to be significant competitive factors. Other important competitive factors will include the efficacy, safety, ease of use, reliability, availability and price of products and the ability to fund operations during the period between technological conception and commercial sales.

Our Intellectual Property

We will be able to protect our proprietary rights from unauthorized use by third parties only to the extent that our proprietary rights are described by valid and enforceable patents or are effectively maintained as trade secrets. Accordingly, we are pursuing and will continue to pursue patent protection for our proprietary technologies developed through our collaborations with Emory University, the NIH, and the CDC, or developed by us alone. Our patent portfolio, described more fully below, includes claims directed to DNA and MVA based HIV vaccines, their genetic inserts expressing multiple HIV protein components, composition, structure, claim of immunization against multiple subtypes of HIV, routes of administration, safety and other related factors and methods of therapeutic and prophylactic use thereof including administration regimes. Also included are claims directed to preventive vaccines against Ebola and Marburg viruses and use thereof. As of January 1, 2015, we are the licensee of at least eight issued or allowed U.S. patents and at least 12 issued or allowed non-U.S. patents. We are actively pursuing one U.S. provisional application and one international patent application as the owner of record, in addition to at least six U.S. patent applications and at least 15 non-U.S. patent applications in six jurisdictions under license.

We are the exclusive, worldwide licensee of a number of patents and patent applications, which we refer to as the Emory Technology, owned, licensed or otherwise controlled by Emory University for HIV or smallpox vaccines pursuant to a License Agreement originally entered into on August 23, 2002 and restated on June 23, 2004, which we refer to as the Emory License. Through the Emory License we are also a non-exclusive licensee of four issued United States patents owned by the NIH related to the ability of our MVA vector vaccine to operate as a vehicle to deliver HIV virus antigens, and also to induce an immune response in humans. The four issued United States patents owned by the NIH expire in 2023. All of our obligations with respect to the HIV NIH-owned MVA patents are covered by the Emory License. The Emory License expires on the expiration date of the last to expire of the patents licensed thereunder including those that are issued on patents currently pending. We will not know the final termination date of the Emory License until such patents are issued. The Company may terminate the Emory University License upon 90 days' written notice. The Emory License also contains standard provisions allowing Emory University to terminate upon breach of contract by the Company or upon the Company's bankruptcy.

The Emory License, among other contractual obligations, requires payments based on the following:

- *Milestone Payments.* An aggregate of \$3,450,000 is potentially due to Emory University in the future upon the achievement of clinical development and regulatory approval milestones as defined in the Emory License. To date, we have paid a nominal milestone fee upon entering Phase 2 clinical trials for our preventive HIV/AIDS vaccine.
- *Maintenance Fees.* The Company has achieved the specified milestones and met its obligations with regard to the related payments, and no maintenance fees are (or will be) owed to Emory University.
- *Royalties.* Upon commercialization of products covered by the Emory License, we will owe royalties to Emory University of between 5% and 7.5%, depending on annual sales volume, of net sales made directly by GeoVax. The Emory License also requires minimum annual royalty payments of \$3 million in the third year following product launch, increasing annually to \$12 million in the sixth year.
- *Sublicense Royalties.* In the event that we sublicense a covered product to a third party, we will owe royalties to Emory University based on all payments, cash or noncash, that we receive from our sublicensees. Those royalties will be 19% of all sublicensing consideration we receive prior to the first commercial sale of a related product. Commencing with the first commercial sale, the royalty owed to Emory University will be 27.5% of all sublicensing consideration we receive.
- *Patent Reimbursements.* During the term of the Emory License, we are obligated to reimburse Emory University for ongoing third party costs in connection with the filing, prosecution and maintenance of patent applications subject to the Emory License. The expense associated with these ongoing patent cost reimbursements to Emory University amounted to \$179,958, \$98,042, and \$89,885 for the years ended December 31, 2014, 2013 and 2012, respectively.

We may only use the Emory Technology for therapeutic or prophylactic HIV or smallpox vaccines. Emory University also reserved the right to use the Emory Technology for research, educational and non-commercial clinical purposes. Due to the use of federal funds in the development of the Emory Technology, the U.S. Government has the irrevocable, royalty-free, paid-up right to practice and have practiced certain patents throughout the world, should it choose to exercise such rights.

We are not a party to any litigation, opposition, interference, or other potentially adverse proceeding with regard to our patent positions. However, if we become involved in litigation, interference proceedings, oppositions or other intellectual property proceedings, for example as a result of an alleged infringement or a third-party alleging an earlier date of invention, we may have to spend significant amounts of money and time and, in the event of an adverse ruling, we could be subject to liability for damages, invalidation of our intellectual property and injunctive relief that could prevent us from using technologies or developing products, any of which could have a significant adverse effect on our business, financial conditions or results of operations. In addition, any claims relating to the infringement of third-party proprietary rights, or earlier date of invention, even if not meritorious, could result in costly litigation, lengthy governmental proceedings, divert management's attention and resources and require us to enter royalty or license agreements which are not advantageous if available at all.

In addition to patent protection, we also attempt to protect our proprietary products, processes and other information by relying on trade secrets and non-disclosure agreements with our employees, consultants and certain other persons who have access to such products, processes and information. Under these agreements, all inventions conceived by employees are our exclusive property. Nevertheless, there can be no assurance that these agreements will afford significant protection against misappropriation or unauthorized disclosure of our trade secrets and confidential information.

We cannot be certain that any of the current pending patent applications we have licensed, or any new patent applications we may file or license, will ever be issued in the United States or any other country. Even if issued, there can be no assurance that those patents will be sufficiently broad to prevent others from using our products or processes. Furthermore, our patents, as well as those we have licensed or may license in the future, may be held invalid or unenforceable by a court, or third parties could obtain patents that we would need to either license or to design around, which we may be unable to do. Current and future competitors may have licensed or filed patent applications or received patents, and may acquire additional patents or proprietary

rights relating to products or processes competitive to ours. In addition, any claims relating to the infringement of third-party proprietary rights, or earlier date of invention, even if not meritorious, could result in costly litigation, lengthy governmental proceedings, divert management's attention and resources and require us to enter royalty or license agreements which are not advantageous to us, if available at all.

Research and Development

Our expenditures for research and development activities were \$1,812,969, \$2,914,878, and \$3,043,522 during the years ended December 31, 2014, 2013 and 2012, respectively. As our vaccines continue to go through the process to obtain regulatory approval, we expect our research and development costs to continue to increase as human clinical trials proceed. We have not yet formulated any plans for marketing and sales of any vaccine candidate we may successfully develop. Compliance with environmental protection laws and regulations has not had a material effect on our capital expenditures, earnings or competitive position to date.

Properties and Employees

We lease approximately 8,400 square feet of office and laboratory space located at 1900 Lake Park Drive, Suite 380, Smyrna, Georgia under a lease agreement which began November 1, 2009, with an original expiration date of December 31, 2014. We have renewed the lease for an additional 12 months, with two successive 12-month renewal options. We believe this space is adequate for our current needs. As of March 15, 2015, we had five full-time and two part-time employees. None of our employees are covered by collective bargaining agreements and we believe that our employee relations are good.

Corporate Background

Our primary business is conducted by our subsidiary, GeoVax, Inc., which was incorporated under the laws of Georgia in June 2001. The predecessor of our parent company, GeoVax Labs, Inc. (the reporting entity) was originally incorporated in June 1988 under the laws of Illinois as Dauphin Technology, Inc. ("Dauphin"). In September 2006, Dauphin completed a merger with GeoVax, Inc. As a result of the merger, GeoVax, Inc. became a wholly-owned subsidiary of Dauphin, and Dauphin changed its name to GeoVax Labs, Inc. In June 2008, the Company was reincorporated under the laws of Delaware. We currently do not conduct any business other than GeoVax, Inc.'s business of developing new products for the treatment or prevention of human diseases. Our principal offices are located in Smyrna, Georgia (metropolitan Atlanta).

Available Information

Our website address is www.geovax.com. We make available on this website under "Investors – SEC Reports," free of charge, our proxy statements, annual reports on Form 10-K, quarterly reports on Form 10-Q, current reports on Form 8-K and amendments to those reports as soon as reasonably practicable after we electronically file or furnish such materials to the SEC. We also make available our Code of Ethics on this website under the heading "Investors – Corporate Governance". Information contained on our website is not incorporated into this Form 10-K.

ITEM 1A. RISK FACTORS

Investing in our securities involves a high degree of risk. You should carefully review and consider the risks, uncertainties and other factors described below before you decide whether to purchase our securities. Any of these factors could materially and adversely affect our business, financial condition, operating results and prospects and could negatively impact the market price of our common stock, and you may lose some or all of your investment. The risks and uncertainties described below are not the only ones facing our Company. Additional risks and uncertainties that we are unaware of, or that we currently deem immaterial, may also impair our business operations. You should also refer to the information contained in this Form 10-K, including our financial statements and the related notes.

Risks Related to Our Business

We have a history of operating losses, and we expect losses to continue for the foreseeable future.

We have had no product revenue to date and there can be no assurance that we will ever generate any product revenue. We have experienced operating losses since we began operations in 2001. As of December 31, 2014, we had an accumulated deficit of approximately \$29.8 million. We expect to incur additional operating losses and expect cumulative losses to increase as our research and development, pre-clinical, clinical, manufacturing and marketing efforts expand. Our ability to generate revenue

and achieve profitability depends on our ability to successfully complete the development of our product candidates, conduct pre-clinical tests and clinical trials, obtain the necessary regulatory approvals, and manufacture and market the resulting products. Unless we are able to successfully meet these challenges, we will not be profitable and may not remain in business.

Our business will require continued funding. If we do not receive adequate funding, we will not be able to continue our operations.

To date, we have financed our operations principally through the private placement of our equity securities and through NIH grants. We will require substantial additional financing at various intervals for our operations, including clinical trials, operating expenses, intellectual property protection and enforcement, for pursuit of regulatory approvals, and for establishing or contracting out manufacturing, marketing and sales functions. There is no assurance that such additional funding will be available on terms acceptable to us or at all. If we are not able to secure the significant funding that is required to maintain and continue our operations at current levels, or at levels that may be required in the future, we may be required to delay clinical studies or clinical trials, curtail operations, or obtain funds through collaborative arrangements that may require us to relinquish rights to some of our products or potential markets.

The costs of conducting all of our human clinical trials to date for our preventive HIV vaccine have been borne by the HVTN, funded by the NIH, and we expect NIH support for additional clinical trials. GeoVax incurs costs associated with manufacturing the clinical vaccine supplies and other study support. We cannot predict the level of support we will receive from the HVTN or the NIH for any additional clinical trials of our HIV vaccines.

Our operations are also partially supported by the NIH grants awarded to us to support our HIV/AIDS vaccine program. As of December 31, 2014, there is approximately \$229,000 of unused grant funds remaining and available for use during 2015. We are pursuing additional grants from the federal government for both our HIV and Ebola/Marburg vaccine programs. However, as we progress to the later stages of our vaccine development activities, government financial support may be more difficult to obtain, or may not be available at all. Furthermore, there is some risk that actual funding for grants could be delayed, cut back, or eliminated due to government budget constraints. Therefore, it will be necessary for us to look to other sources of funding in order to finance our development activities.

We expect that our current working capital, combined with proceeds from the grants awarded to us from the NIH will be sufficient to support our planned level of operations through the first quarter of 2016. We will need to raise additional funds to significantly advance our vaccine development programs and to continue our operations beyond the first quarter of 2016. In order to meet our operating cash flow requirements we plan to seek sources of non-dilutive capital through government grant programs and clinical trial support. We may also plan additional offerings of our equity securities, debt, or convertible debt instruments. Should the financing we require to sustain our working capital needs be unavailable or prohibitively expensive when we require it, the consequences could have a material adverse effect on our business, operating results, financial condition and prospects.

Risks Related to Development and Commercialization of Product Candidates and Dependence on Third Parties

Our products are still being developed and are unproven. These products may not be successful

To become profitable, we must generate revenue through sales of our products. However, our products are in varying stages of development and testing. Our products have not been proven in human clinical trials and have not been approved by any government agency for sale. If we cannot successfully develop and prove our products and processes, or if we do not develop other sources of revenue, we will not become profitable and at some point we would discontinue operations.

Whether we are successful will be dependent, in part, upon the leadership provided by our management. If we were to lose the services of any of these individuals, our business and operations may be adversely affected. Further, we may not carry key man life insurance on certain of our executive officers or directors.

Whether our business will be successful will be dependent, in part, upon the leadership provided by our officers, particularly our President and Chief Executive Officer and our Chief Scientific Officer. The loss of the services of these individuals may have an adverse effect on our operations. Although we carry some key man life insurance on Dr. Harriet L. Robinson, the amount of such coverage may not be sufficient to offset any adverse economic effects on our operations and we do not carry key man insurance on any of our other executive officers or directors. Further, our employees, including our executive officers and directors, are not subject to any covenants not to compete against the Company, and our business could be adversely affected if any of our employees or directors engaged in an enterprise competitive with the Company.

Regulatory and legal uncertainties could result in significant costs or otherwise harm our business.

To manufacture and sell our products, we must comply with extensive domestic and international regulation. In order to sell our products in the United States, approval from the FDA is required. Satisfaction of regulatory requirements, including FDA requirements, typically takes many years, and if approval is obtained at all, it is dependent upon the type, complexity and novelty of the product, and requires the expenditure of substantial resources. We cannot predict whether our products will be approved by the FDA. Even if they are approved, we cannot predict the time frame for approval. Foreign regulatory requirements differ from jurisdiction to jurisdiction and may, in some cases, be more stringent or difficult to meet than FDA requirements. As with the FDA, we cannot predict if or when we may obtain these regulatory approvals. If we cannot demonstrate that our products can be used safely and successfully in a broad segment of the patient population on a long-term basis, our products would likely be denied approval by the FDA and the regulatory agencies of foreign governments.

We will face intense competition and rapid technological change that could result in products that are superior to the products we will be commercializing or developing.

The market for vaccines that protect against or treat human infectious diseases is intensely competitive and is subject to rapid and significant technological change. We will have numerous competitors in the United States and abroad, including, among others, large companies with substantially greater resources than us. These competitors may develop technologies and products that are more effective or less costly than any of our future technology or products or that could render our technology or products obsolete or noncompetitive. If our technology or products are not competitive, we may not be able to remain in business.

Our product candidates are based on new medical technology and, consequently, are inherently risky. Concerns about the safety and efficacy of our products could limit our future success.

We are subject to the risks of failure inherent in the development of product candidates based on new medical technologies. These risks include the possibility that the products we create will not be effective, that our product candidates will be unsafe or otherwise fail to receive the necessary regulatory approvals, and that our product candidates will be hard to manufacture on a large scale or will be uneconomical to market.

Many pharmaceutical products cause multiple potential complications and side effects, not all of which can be predicted with accuracy and many of which may vary from patient to patient. Long term follow-up data may reveal additional complications associated with our products. The responses of potential physicians and others to information about complications could materially affect the market acceptance of our products, which in turn would materially harm our business.

We may experience delays in our clinical trials that could adversely affect our financial results and our commercial prospects.

We do not know whether planned clinical trials will begin on time or whether we will complete any of our clinical trials on schedule, if at all. Product development costs will increase if we have delays in testing or approvals or if we need to perform more or larger clinical trials than planned. Significant delays may adversely affect our financial results and the commercial prospects for our products, and delay our ability to become profitable.

We rely heavily on the HVTN, independent clinical investigators, and other third party service providers for successful execution of our clinical trials, but do not control many aspects of their activities. We are responsible for ensuring that each of our clinical trials is conducted in accordance with the general investigational plan and protocols for the trial. Moreover, the FDA requires us to comply with standards, commonly referred to as Good Clinical Practices, for conducting, recording, and reporting the results of clinical trials to assure that data and reported results are credible and accurate and that the rights, integrity and confidentiality of trial participants are protected. Our reliance on third parties that we do not control does not relieve us of these responsibilities and requirements. Third parties may not complete activities on schedule, or may not conduct our clinical trials in accordance with regulatory requirements or our stated protocols. The failure of these third parties to carry out their obligations could delay or prevent the development, approval and commercialization of our product candidates. There is also a risk of changes in clinical trial strategy and timelines due to the HVTN and the NIH altering their trial strategy.

Failure to obtain timely regulatory approvals required to exploit the commercial potential of our products could increase our future development costs or impair our future sales.

None of our vaccines are approved by the FDA for sale in the United States or by other regulatory authorities for sale in foreign countries. To exploit the commercial potential of our technologies, we are conducting and planning to conduct additional pre-clinical studies and clinical trials. This process is expensive and can require a significant amount of time. Failure can occur at any stage of testing, even if the results are favorable. Failure to adequately demonstrate safety and efficacy in clinical trials could delay or preclude regulatory approval and restrict our ability to commercialize our technology or products. Any such failure may

severely harm our business. In addition, any approvals we obtain may not cover all of the clinical indications for which approval is sought, or may contain significant limitations in the form of narrow indications, warnings, precautions or contraindications with respect to conditions of use, or in the form of onerous risk management plans, restrictions on distribution, or post-approval study requirements.

State pharmaceutical marketing compliance and reporting requirements may expose us to regulatory and legal action by state governments or other government authorities.

In recent years, several states have enacted legislation requiring pharmaceutical companies to establish marketing compliance programs and file periodic reports on sales, marketing, pricing and other activities. Similar legislation is being considered in other states. Many of these requirements are new and uncertain, and available guidance is limited. Unless we are in full compliance with these laws, we could face enforcement action, fines, and other penalties and could receive adverse publicity, all of which could harm our business.

We may be subject to new federal and state legislation to submit information on our open and completed clinical trials to public registries and databases.

In 1997, a public registry of open clinical trials involving drugs intended to treat serious or life-threatening diseases or conditions was established under the FDA Modernization Act, or the FDMA, to promote public awareness of and access to these clinical trials. Under the FDMA, pharmaceutical manufacturers and other trial sponsors are required to post the general purpose of these trials, as well as the eligibility criteria, location and contact information of the trials. Since the establishment of this registry, there has been significant public debate focused on broadening the types of trials included in this or other registries, as well as providing for public access to clinical trial results. A voluntary coalition of medical journal editors has adopted a resolution to publish results only from those trials that have been registered with a no-cost, publicly accessible database, such as www.clinicaltrials.gov. Federal legislation was introduced in the fall of 2004 to expand www.clinicaltrials.gov and to require the inclusion of trial results in this registry. The Pharmaceutical Research and Manufacturers of America also issued voluntary principles for its members to make results from certain clinical trials publicly available and established a website for this purpose. Other groups have adopted or are considering similar proposals for clinical trial registration and the posting of clinical trial results. Failure to comply with any clinical trial posting requirements could expose us to negative publicity, fines and other penalties, all of which could materially harm our business.

Recently enacted and future legislation may increase the difficulty and cost for us to obtain marketing approval of and commercialize our drug candidates and affect the prices we may obtain.

In the United States and some foreign jurisdictions, there have been a number of legislative and regulatory changes and proposed changes regarding the healthcare system that could prevent or delay marketing approval of our drug candidates, restrict or regulate post-approval activities and affect our ability to profitably sell any drug candidates for which we obtain marketing approval.

Among policy makers and payors in the United States and elsewhere, there is significant interest in promoting changes in healthcare systems with the stated goals of containing healthcare costs, improving quality and expanding access. In the United States, the pharmaceutical industry has been a particular focus of these efforts and has been significantly affected by major legislative initiatives. In March 2010, President Obama signed into law the Patient Protection and Affordable Care Act, as amended by the Health Care and Education Affordability Reconciliation Act, or collectively the PPACA, a sweeping law intended to broaden access to health insurance, reduce or constrain the growth of healthcare spending, enhance remedies against fraud and abuse, add new transparency requirements for the healthcare and health insurance industries, impose new taxes and fees on the health industry and impose additional health policy reforms.

Among the provisions of the PPACA of importance to our potential drug candidates are:

- an annual, nondeductible fee on any entity that manufactures or imports specified branded prescription drugs and biologic agents, apportioned among these entities according to their market share in certain government healthcare programs;
- an increase in the statutory minimum rebates a manufacturer must pay under the Medicaid Drug Rebate Program to 23.1% and 13.0% of the average manufacturer price for branded and generic drugs, respectively;
- expansion of healthcare fraud and abuse laws, including the False Claims Act and the Anti-Kickback Statute, new government investigative powers and enhanced penalties for non-compliance;
- a new Medicare Part D coverage gap discount program, in which manufacturers must agree to offer 50% point-of-sale discounts off negotiated prices of applicable brand drugs to eligible beneficiaries during their coverage gap period, as a condition for a manufacturer's outpatient drugs to be covered under Medicare Part D;
- extension of a manufacturer's Medicaid rebate liability to covered drugs dispensed to individuals who are enrolled in Medicaid managed care organizations;

- expansion of eligibility criteria for Medicaid programs by, among other things, allowing states to offer Medicaid coverage to additional individuals and by adding new mandatory eligibility categories for certain individuals with income at or below 133% of the federal poverty level beginning in 2014, thereby potentially increasing a manufacturer's Medicaid rebate liability;
- expansion of the entities eligible for discounts under the Public Health Service pharmaceutical pricing program;
- the new requirements under the federal Open Payments program and its implementing regulations;
- a new requirement to annually report drug samples that manufacturers and distributors provide to physicians; and
- a new Patient-Centered Outcomes Research Institute to oversee, identify priorities in, and conduct comparative clinical effectiveness research, along with funding for such research.

In addition, other legislative changes have been proposed and adopted since the PPACA was enacted. These changes include aggregate reductions to Medicare payments to providers of up to 2% per fiscal year, starting in 2013. On March 1, 2013, the President signed an executive order implementing the 2% Medicare payment reductions, and on April 1, 2013, these reductions went into effect. In January 2013, President Obama signed into law the American Taxpayer Relief Act of 2012, which, among other things, reduced Medicare payments to several providers and increased the statute of limitations period for the government to recover overpayments to providers from three to five years. These new laws may result in additional reductions in Medicare and other healthcare funding, which could have a material adverse effect on customers for our drugs, if approved, and, accordingly, our financial operations.

We expect that the PPACA, as well as other healthcare reform measures that may be adopted in the future, may result in more rigorous coverage criteria and in additional downward pressure on the price that we receive for any approved drug. Any reduction in reimbursement from Medicare or other government-funded programs may result in a similar reduction in payments from private payors. The implementation of cost containment measures or other healthcare reforms may prevent us from being able to generate revenue, attain profitability or commercialize our drugs.

Legislative and regulatory proposals have been made to expand post-approval requirements and restrict sales and promotional activities for drugs. We cannot be sure whether additional legislative changes will be enacted, or whether the FDA regulations, guidance or interpretations will be changed, or what the impact of such changes on the marketing approvals of our drug candidates, if any, may be. In addition, increased scrutiny by the U.S. Congress of the FDA's approval process may significantly delay or prevent marketing approval, as well as subject us to more stringent product labeling and post-marketing testing and other requirements.

We may not be successful in establishing collaborations for product candidates we may seek to commercialize, which could adversely affect our ability to discover, develop, and commercialize products.

We expect to seek collaborations for the development and commercialization of product candidates in the future. The timing and terms of any collaboration will depend on the evaluation by prospective collaborators of the clinical trial results and other aspects of our vaccine's safety and efficacy profile. If we are unable to reach agreements with suitable collaborators for any product candidate, we will be forced to fund the entire development and commercialization of such product candidates, ourselves, and we may not have the resources to do so. If resource constraints require us to enter into a collaboration agreement early in the development of a product candidate, we may be forced to accept a more limited share of any revenues this product may eventually generate. We face significant competition in seeking appropriate collaborators. Moreover, these collaboration arrangements are complex and time-consuming to negotiate and document. We may not be successful in our efforts to establish collaborations or other alternative arrangements for any product candidate. Even if we are successful in establishing collaborations, we may not be able to ensure fulfillment by collaborators of their obligations or our expectations.

We do not have manufacturing, sales or marketing experience.

We do not have experience in manufacturing, selling, or marketing vaccines. To obtain the expertise necessary to successfully manufacture, market, and sell our vaccines, we will require the development of our own commercial infrastructure and/or collaborative commercial arrangements and partnerships. Our ability to execute our current operating plan is dependent on numerous factors, including, the performance of third party collaborators with whom we may contract.

Our vaccines under development may not gain market acceptance.

Our vaccines may not gain market acceptance among physicians, patients, healthcare payers and the medical community. Significant factors in determining whether we will be able to compete successfully include:

- the efficacy and safety of our vaccines;
- the time and scope of regulatory approval;

- reimbursement coverage from insurance companies and others;
- the price and cost-effectiveness of our products; and
- the ability to maintain patent protection.

We may be required to defend lawsuits or pay damages for product liability claims.

Product liability is a major risk in testing and marketing biotechnology and pharmaceutical products. We may face substantial product liability exposure in human clinical trials and for products that we sell after regulatory approval. We carry product liability insurance and we expect to continue such policies. However, product liability claims, regardless of their merits, could exceed policy limits, divert management's attention, and adversely affect our reputation and the demand for our products.

Risks Related to Our Intellectual Property

We could lose our license rights to our important intellectual property if we do not fulfill our contractual obligations to our licensors.

Our rights to significant parts of the technology we use in our vaccines are licensed from third parties and are subject to termination if we do not fulfill our contractual obligations to our licensors. Termination of intellectual property rights under any of our license agreements could adversely impact our ability to produce or protect our vaccines. Our obligations under our license agreements include requirements that we make milestone payments to our licensors upon the achievement of clinical development and regulatory approval milestones, royalties as we sell commercial products, and reimbursement of patent filing and maintenance expenses. Should we become bankrupt or otherwise unable to fulfill our contractual obligations, our licensors could terminate our rights to critical technology that we rely upon.

Other parties may claim that we infringe their intellectual property or proprietary rights, which could cause us to incur significant expenses or prevent us from selling products.

Our success will depend in part on our ability to operate without infringing the patents and proprietary rights of third parties. The manufacture, use and sale of new products have been subject to substantial patent rights litigation in the pharmaceutical industry. These lawsuits generally relate to the validity and infringement of patents or proprietary rights of third parties. Infringement litigation is prevalent with respect to generic versions of products for which the patent covering the brand name product is expiring, particularly since many companies that market generic products focus their development efforts on products with expiring patents. Pharmaceutical companies, biotechnology companies, universities, research institutions or other third parties may have filed patent applications or may have been granted patents that cover aspects of our products or our licensors' products, product candidates or other technologies.

Future or existing patents issued to third parties may contain patent claims that conflict with our products. We expect to be subject to infringement claims from time to time in the ordinary course of business, and third parties could assert infringement claims against us in the future with respect to our current products or with respect to products that we may develop or license. Litigation or interference proceedings could force us to:

- stop or delay selling, manufacturing or using products that incorporate, or are made using the challenged intellectual property;
- pay damages; or
- enter into licensing or royalty agreements that may not be available on acceptable terms, if at all.

Any litigation or interference proceedings, regardless of their outcome, would likely delay the regulatory approval process, be costly and require significant time and attention of our key management and technical personnel.

Any inability to protect intellectual property rights in the United States and foreign countries could limit our ability to manufacture or sell products.

We will rely on trade secrets, unpatented proprietary know-how, continuing technological innovation and, in some cases, patent protection to preserve our competitive position. Our patents and licensed patent rights may be challenged, invalidated, infringed or circumvented, and the rights granted in those patents may not provide proprietary protection or competitive advantages to us. We and our licensors may not be able to develop patentable products. Even if patent claims are allowed, the claims may not issue, or in the event of issuance, may not be sufficient to protect the technology owned by or licensed to us. If patents containing competitive or conflicting claims are issued to third parties, we may be prevented from commercializing the products covered by such patents, or may be required to obtain or develop alternate technology. In addition, other parties may duplicate, design around or independently develop similar or alternative technologies.

We may not be able to prevent third parties from infringing or using our intellectual property, and the parties from whom we may license intellectual property may not be able to prevent third parties from infringing or using the licensed intellectual property. We generally will attempt to control and limit access to, and the distribution of, our product documentation and other proprietary information. Despite efforts to protect this proprietary information, unauthorized parties may obtain and use information that we may regard as proprietary. Other parties may independently develop similar know-how or may even obtain access to these technologies.

The laws of some foreign countries do not protect proprietary information to the same extent as the laws of the United States, and many companies have encountered significant problems and costs in protecting their proprietary information in these foreign countries.

Neither the U.S. Patent and Trademark Office nor the courts have established a consistent policy regarding the breadth of claims allowed in pharmaceutical patents. The allowance of broader claims may increase the incidence and cost of patent interference proceedings and the risk of infringement litigation. On the other hand, the allowance of narrower claims may limit the value of our proprietary rights.

Risks Related To Our Common Stock

The market price of our common stock is highly volatile.

The market price of our common stock has been, and is expected to continue to be, highly volatile. Certain factors, including announcements of new developments by us or other companies, regulatory matters, new or existing medicines or procedures, concerns about our financial position, operating results, litigation, government regulation, developments or disputes relating to agreements, patents or proprietary rights, may have a significant impact on the market price of our stock. In addition, potential dilutive effects of future sales of shares of common stock by us, and subsequent sales of common stock by the holders of warrants and options could have an adverse effect on the market price of our shares.

Our common stock does not have a vigorous trading market and investors may not be able to sell their securities when desired.

We have a limited active public market for our common shares. A more active public market, allowing investors to buy and sell large quantities of our common stock, may never develop. Consequently, investors may not be able to liquidate their investments in the event of an emergency or for any other reason.

We have never paid dividends and have no plans to do so.

Holders of shares of our common stock are entitled to receive such dividends as may be declared by our Board of Directors. To date, we have paid no cash dividends on our shares of common stock and we do not expect to pay cash dividends on our common stock in the foreseeable future. We intend to retain future earnings, if any, to provide funds for operations of our business. Therefore, any potential return investors may have in our common stock will be in the form of appreciation, if any, in the market value of their shares of common stock.

If we fail to maintain an effective system of internal controls, we may not be able to accurately report our financial results or prevent fraud.

We are subject to reporting obligations under the United States securities laws. The Securities and Exchange Commission, or the SEC, as required by the Sarbanes-Oxley Act of 2002, adopted rules requiring every public company to include a management report on such company's internal controls over financial reporting in its annual report. Effective internal controls are necessary for us to produce reliable financial reports and are important to help prevent fraud. As a result, our failure to achieve and maintain effective internal controls over financial reporting could result in the loss of investor confidence in the reliability of our financial statements, which in turn could negatively impact the trading price of our stock.

If we fail to remain current in our reporting requirements, our securities could be removed from the OTC Market, which would limit the ability of broker-dealers to sell our securities and the ability of stockholders to sell their securities in the secondary market.

United States companies trading on the OTC Market must be reporting issuers under Section 12 of the Exchange Act, and must be current in their reports under Section 13. If we fail to remain current on our reporting requirements, we could be removed from the OTC Market. As a result, the market liquidity for our securities could be severely adversely affected by limiting the ability of broker-dealers to sell our securities and the ability of stockholders to sell their securities in the secondary market.

We expect to need additional capital, and the sale of additional shares or other equity securities could result in additional dilution to our stockholders.

We believe that our current cash and cash equivalents, combined with anticipated cash flow from our NIH grants, will be sufficient to meet our anticipated cash needs through the first quarter of 2016. In order to meet our operating cash flow requirements we may plan additional offerings of our equity securities, debt, or convertible debt instruments. The sale of additional equity securities could result in additional dilution to our stockholders. Certain equity securities, such as convertible preferred stock, or warrants, may contain anti-dilution provisions which could result in the issuance of additional shares at lower prices if we sell other shares below specified prices. The incurrence of indebtedness would result in debt service obligations and could result in operating and financing covenants that would restrict our operations. We cannot assure investors that financing will be available in amounts or on terms acceptable to us, if at all.

Our directors and executive officers beneficially own a significant amount of our common stock and will be able to exercise significant influence on matters requiring stockholder approval.

As of March 9, 2015, our directors and executive officers collectively beneficially own approximately 8.0% of our common and Emory University beneficially owns 14.5%. If our directors and executive officers move to act in concert with Emory University, they may be able to exert significant influence over the election of directors and the outcome of most corporate actions requiring stockholder approval and our business, which may have the effect of delaying or precluding a third party from acquiring control of us.

The exercise of warrants or options or conversion of our Series B or Series C Convertible Preferred Stock may depress our stock price and may result in significant dilution to our common stockholders.

There are a significant number of outstanding warrants and options to purchase our stock and we have issued Series B and Series C Convertible Preferred Stock that is convertible into our Common Stock. If the market price of our Common Stock exceeds the exercise price of outstanding warrants and options or the conversion prices of the Series B or Series C Convertible Preferred Stock, holders of those securities may be likely to exercise their warrants and options or convert their preferred shares and sell the Common Stock acquired upon exercise or conversion of such securities, as applicable, in the open market. Sales of a substantial number of shares of our Common Stock in the public market by holders of warrants, options, or preferred shares may depress the prevailing market price for our Common Stock and could impair our ability to raise capital through the future sale of our equity securities. Additionally, if the holders of outstanding options, warrants, or preferred shares exercise those options or warrants or convert those preferred shares, as applicable, our common stockholders will incur dilution in their relative percentage ownership. The prospect of this possible dilution may also impact the price of our Common Stock.

Our outstanding options and warrants include warrants to purchase up to 2,690,666 shares of our Common Stock that were originally issued in March 2012, and warrants to purchase up to 51,333,331 shares of our Common Stock that were issued in February 2015. Of these, warrants to purchase up to 34,666,665 shares have an exercise price of \$0.22 per share, and warrants to purchase up to 19,357,332 shares have an exercise price of \$0.18 per share. These warrants contain anti-dilution provisions, which may, under certain circumstances, reduce the exercise price (but have no effect on the number of shares subject to the warrants) to match if we sell or grant options to purchase, including rights to reprice, our common stock or common stock equivalents at a price lower than the exercise price of the warrants, or if we announce plans to do so. This potential reduction in exercise price could reduce the funds the Company receives upon exercise of the warrants, and increase the likelihood that a dilutive issuance will occur.

The Certificate of Designation for the Series C Convertible Preferred Stock contains price adjustment provisions, which may, under certain circumstances, (i) reduce the Conversion Price on several future dates, including the effective date of the registration statement to be filed to cover resale of the Conversion Shares, according to a formula based on the then-current market price for our common stock. This potential reduction in conversion price could increase the number of shares that could be issued upon conversion of the preferred shares and the resulting dilution to the other holders of Common Stock.

Our common stock is and likely will remain subject to the SEC's "penny stock" rules, which make it more difficult to sell.

Our common stock is currently and may remain classified as a "penny stock." The SEC rules regarding penny stocks may have the effect of reducing trading activity in our shares, making it more difficult for investors to sell. Under these rules, broker-dealers who recommend such securities to persons other than institutional accredited investors must:

- make a special written suitability determination for the purchaser;
- receive the purchaser's written agreement to a transaction prior to sale;

- provide the purchaser with risk disclosure documents which identify certain risks associated with investing in “penny stocks” and which describe the market for these “penny stocks” as well as a purchaser’s legal remedies;
- obtain a signed and dated acknowledgment from the purchaser demonstrating that the purchaser has received the required risk disclosure document before a transaction in a “penny stock” can be completed; and
- give bid and offer quotations and broker and salesperson compensation information to the customer orally or in writing before or with the confirmation.

These rules make it more difficult for broker-dealers to effectuate customer transactions and trading activity in our securities and may result in a lower trading volume of our common stock and lower trading prices.

Certain provisions of our certificate of incorporation which authorize the issuance of additional shares of preferred stock may make it more difficult for a third party to effect a change in control.

Our certificate of incorporation authorizes our Board of Directors to issue up to 10,000,000 shares of preferred stock. We have issued 100 shares of Series B Convertible Preferred Stock and 3,000 shares of our Series C Convertible Preferred Stock. We believe the terms of these preferred shares would not have a substantial impact on the ability of a third party to effect a change in control. The remaining shares of preferred stock may be issued in one or more series, the terms of which may be determined at the time of issuance by our Board of Directors without further action by the stockholders. These terms may include voting rights including the right to vote as a series on particular matters, preferences as to dividends and liquidation, conversion rights, redemption rights and sinking fund provisions. The issuance of any preferred stock could diminish the rights of holders of our common stock, and therefore could reduce the value of our common stock. In addition, specific rights granted to future holders of preferred stock could be used to restrict our ability to merge with, or sell assets to, a third party. The ability of our Board of Directors to issue preferred stock could make it more difficult, delay, discourage, prevent or make it more costly to acquire or effect a change-in-control, which in turn could prevent the stockholders from recognizing a gain in the event that a favorable offer is extended and could materially and negatively affect the market price of our common stock.

Certain provision of the warrants we issued in March 2012 and in February 2015 may make it more difficult for a third party to effect a change in control.

The warrants we issued in March 2012 and in February 2015 contain provisions which permit the holders to require the payment to them of an amount of cash equal to the value (based on a Black-Scholes computation) of the remaining unexercised portion of the warrants on the date of the consummation of a fundamental transaction (as defined, but generally a change in control of the Company) that is (i) an all cash transaction, (ii) a “going private” transaction, or (ii) a transacting involving a person or entity not traded on a national securities exchange. The prospect of making such payments may discourage a potential third party acquirer.

ITEM 1B. UNRESOLVED STAFF COMMENTS

None

ITEM 2. PROPERTIES

We lease approximately 8,400 square feet of office and laboratory space located at 1900 Lake Park Drive, Suite 380, Smyrna, Georgia under a lease agreement which began November 1, 2009, with an original expiration date of December 31, 2014. We have renewed the lease for an additional 12 months, with two successive 12-month renewal options. We believe this space is adequate for our current needs.

ITEM 3. LEGAL PROCEEDINGS

We are not currently a party to any material legal proceedings. We may from time to time become involved in various legal proceedings arising in the ordinary course of business.

ITEM 4. MINE SAFETY DISCLOSURES

Not applicable.

PART II

ITEM 5. MARKET FOR REGISTRANT'S COMMON EQUITY, RELATED STOCKHOLDER MATTERS AND ISSUER PURCHASES OF EQUITY SECURITIES

Market Information

Our common stock is currently traded on the OTCQB Market under the symbol "GOVX". The following table sets forth the high and low bid prices for our common stock for the periods indicated. The prices represent quotations between dealers and do not include retail mark-up, markdown, or commission, and do not necessarily represent actual transactions. On March 16, 2015, the last reported sale price for our common stock as reported in the OTCQB Market was \$0.16 per share.

		High	Low
<u>2015</u>			
	First Quarter (through March 16, 2015)	\$ 0.24	\$ 0.14
<u>2014</u>			
	Fourth Quarter	\$ 0.51	\$ 0.13
	Third Quarter	\$ 0.26	\$ 0.19
	Second Quarter	\$ 0.37	\$ 0.21
	First Quarter	\$ 0.60	\$ 0.34
<u>2013</u>			
	Fourth Quarter	\$ 0.97	\$ 0.36
	Third Quarter	\$ 0.51	\$ 0.36
	Second Quarter	\$ 0.63	\$ 0.43
	First Quarter	\$ 0.85	\$ 0.55

Holder

On March 16, 2015, there were approximately 700 holders of record of our common stock. Because many of our shares of common stock are held by brokers and other institutions on behalf of stockholders, we are unable to estimate the total number of stockholders represented by these record holders.

Dividends

We have not paid any dividends since our inception and do not contemplate paying dividends in the foreseeable future. Any future determination as to the declaration and payment of dividends, if any, will be at the discretion of our Board of Directors and will depend on then existing conditions, including our financial condition, operating results, contractual restrictions, capital requirements, business prospects and other factors our Board of Directors may deem relevant.

Recent Sales of Unregistered Securities

There were no sales of unregistered securities during the period covered by this report that have not previously been reported on Form 10-Q or Form 8-K.

Issuer Purchases of Equity Securities

We did not repurchase any of our equity securities during the fourth quarter of 2014.

Securities Authorized for Issuance Under Equity Compensation Plans

The information required by this Item will be included in our definitive proxy statement for our 2015 meeting of shareholders to be filed with the SEC under the caption "Securities Authorized for Issuance under Equity Compensation Plans" and is incorporated herein by this reference.

ITEM 6. SELECTED FINANCIAL DATA

The following selected financial data are derived from our audited consolidated financial statements. The historical results presented below are not necessarily indicative of the results to be expected for any future period. The information set forth below should be read in conjunction with the information contained in Item 7, “Management’s Discussion and Analysis of Financial Condition and Results of Operations”, and our consolidated financial statements and the related notes, beginning on page F-1 of this Report.

	Years Ended December 31,				
	2014	2013	2012	2011	2010
<i>Statement of Operations Data:</i>					
Total revenues (grant income)	\$ 882,956	\$ 2,417,550	\$ 2,657,327	\$ 4,899,885	\$ 5,185,257
Net loss	(2,733,555)	(2,284,943)	(2,135,140)	(2,346,826)	(2,474,328)
Basic and diluted net loss per common share	(0.10)	(0.11)	(0.12)	(0.15)	(0.18)
	As of December 31,				
	2014	2013	2012	2011	2010
<i>Balance Sheet Data:</i>					
Total assets.....	1,333,198	2,839,576	1,477,970	1,645,142	2,357,834
Total stockholders’ equity.....	1,146,175	2,527,227	1,150,935	703,607	1,836,226

ITEM 7. **MANAGEMENT’S DISCUSSION AND ANALYSIS OF FINANCIAL CONDITION AND RESULTS OF OPERATIONS**

The following discussion and analysis of our financial condition and results of operations should be read together with “Selected Financial Data” and our consolidated financial statements included in this Annual Report. This discussion contains forward-looking statements that involve risks and uncertainties because they are based on current expectations and relate to future events and our future financial performance. Our actual results may differ materially from those anticipated in these forward-looking statements as a result of many important factors, including those set forth under “Risk Factors” and elsewhere in this Annual Report.

Overview

GeoVax is a clinical-stage biotechnology company developing innovative human vaccines using our novel DNA/MVA platform technology. Our lead development programs are focused on Ebola, Marburg, and HIV. Our HIV vaccine technology was developed in collaboration with researchers at Emory University, the NIH, and the CDC, and is exclusively licensed to us from Emory University. We also have nonexclusive licenses to certain patents owned by the NIH. Our Ebola/Marburg vaccines have been developed with technology licensed to us from the NIH.

Our most advanced HIV vaccines under development address the clade B subtype of the HIV virus that is most prevalent in North America and Western Europe. Our preventive clade B HIV vaccine has successfully completed Phase 2a clinical trials and we are currently planning the next stage of human clinical testing. We also are investigating our HIV vaccines for their potential to contribute to combination therapies for therapeutic treatment leading to a cure for HIV infections. We have begun earlier preclinical studies to develop HIV vaccine candidates for the clade C subtype of HIV prevalent in the developing world. Our Ebola and Marburg vaccine development efforts have recently been initiated and we expect to begin preclinical animal studies during 2015, with the goal of beginning human clinical testing in 2016.

We have neither received regulatory approval for any of our vaccine candidates, nor do we have any commercialization capabilities; therefore, it is possible that we may never successfully derive significant product revenues from any of our existing or future development programs or product candidates.

We expect for the foreseeable future our operations will result in a net loss on a quarterly and annual basis. As of December 31, 2014, we had an accumulated deficit of \$29.8 million.

Critical Accounting Policies and Estimates

This discussion and analysis of our financial condition and results of operations is based on our consolidated financial statements, which have been prepared in accordance with accounting principles generally accepted in the United States. The preparation of these financial statements requires management to make estimates and judgments that affect the reported amounts of assets,

liabilities, revenues and expenses and related disclosure of contingent assets and liabilities. On an ongoing basis, management evaluates its estimates and adjusts the estimates as necessary. We base our estimates on historical experience and on various other assumptions that are believed to be reasonable under the circumstances, the results of which form the basis for making judgments about the carrying values of assets and liabilities that are not readily apparent from other sources. Actual results may differ materially from these estimates under different assumptions or conditions.

Our significant accounting policies are summarized in Note 2 to our consolidated financial statements for the year ended December 31, 2014. We believe the following critical accounting policies affect our more significant judgments and estimates used in the preparation of our consolidated financial statements:

Revenue Recognition

We recognize revenue in accordance with the SEC's Staff Accounting Bulletin No. 101, *Revenue Recognition in Financial Statements*, as amended by Staff Accounting Bulletin No. 104, *Revenue Recognition*, ("SAB 104"). SAB 104 provides guidance in applying U.S. generally accepted accounting principles ("GAAP") to revenue recognition issues, and specifically addresses revenue recognition for upfront, nonrefundable fees received in connection with research collaboration agreements. During 2014, 2013 and 2012, our revenue consisted of grant funding received from the NIH. Revenue from these arrangements is approximately equal to the costs incurred and is recorded as income as the related costs are incurred.

In May 2014, the Financial Accounting Standards Board ("FASB") issued Accounting Standards Update 2014-09, *Revenue from Contracts with Customers* ("ASU 2014-09"), which creates a new Topic, Accounting Standards Codification Topic 606. The standard is principle-based and provides a five-step model to determine when and how revenue is recognized. The core principle is that an entity should recognize revenue when it transfers promised goods or services to customers in an amount that reflects the consideration to which the entity expects to be entitled in exchange for those goods or services. ASU 2014-09 is effective for the Company beginning in 2017 and allows for either full retrospective adoption or modified retrospective adoption. We are currently evaluating the impact of the adoption of ASU 2014-09 on our financial statements.

Stock-Based Compensation

We account for stock-based transactions in which the Company receives services from employees, directors or others in exchange for equity instruments based on the fair value of the award at the grant date. Compensation cost for awards of common stock is estimated based on the price of the underlying common stock on the date of issuance. Compensation cost for stock options or warrants is estimated at the grant date based on each instrument's fair value as calculated by the Black-Scholes option pricing model. We recognize stock-based compensation cost as expense ratably on a straight-line basis over the requisite service period for the award.

Liquidity and Capital Resources

At December 31, 2014, we had cash and cash equivalents of \$1,101,651 and total assets of \$1,333,198, as compared to \$2,513,861 and \$2,839,576, respectively, at December 31, 2013. Working capital totaled \$1,038,472 at December 31, 2014, compared to \$2,385,990 at December 31, 2013.

Sources and Uses of Cash

We have funded our activities to date primarily from government grants and clinical trial assistance, and from sales of our equity securities. Due to our significant research and development expenditures, we have not been profitable and have generated operating losses since our inception in 2001. We will continue to require substantial funds to continue these activities. Our primary sources of cash are from sales of our equity securities and from government grant funding. We believe that our existing cash resources, combined with the proceeds from the NIH grants discussed below will be sufficient to fund our planned operations through the first quarter of 2016. We will require additional funds to continue our planned operations beyond that date. We are currently seeking sources of non-dilutive capital through government grant programs and clinical trial support, and we may also conduct additional offerings of our equity securities. However, additional funding may not be available on favorable terms or at all and if we fail to obtain additional capital when needed, we may be required to delay, scale back, or eliminate some or all of our research and development programs as well as reduce our general and administrative expenses.

Cash Flows from Operating Activities

Net cash used in operating activities was \$2,250,107, \$1,694,592, and \$2,441,247 for the years ended December 31, 2014, 2013 and 2012, respectively. Generally, the differences between periods are due to fluctuations in our net losses, offset by non-cash charges such as depreciation and stock-based compensation expense, and by net changes in our assets and liabilities. Our net losses generally fluctuate based on expenditures for our research activities, offset by government grant revenues.

The NIH has funded the costs of conducting all of our human clinical trials (Phase 1 and Phase 2a) to date for our preventive HIV vaccines, with GeoVax incurring costs associated with manufacturing the clinical vaccine supplies and other study support. We are actively engaged in discussions with the HVTN and NIAID regarding the design of our next clinical study and various trial designs are being considered. Our vaccine is currently the only vaccine being contemplated for efficacy trials for prevention of clade B HIV infection. However, the HVTN believes the best path forward will be to test our vaccines in combination with a protein boost. Protein boosts may augment antibody responses that can block virus infections (neutralizing antibody) and cause antibody dependent cellular cytotoxicity (ADCC antibody). Protein added to HIV vaccines have shown some success in other trials. The HVTN believes this “dual-action” approach will be a prudent and cost-effective path forward for supporting large clinical trials. Our current expectation is that the next clinical trial will begin in late 2015 and will be a follow-on study to the HVTN 205 trial, in which those trial participants are given a protein boost to evaluate their immune responses. Information from this trial would then inform the design of future, larger clinical trials.

The HVTN and NIH are continuing to consider future efficacy studies, and members are working to develop collaborative clinical development plans, as well as initiating regulatory planning. The plans for large-scale clinical trials may change as researchers continue to gather information from our earlier studies and are influenced by results from other vaccine trials. Trial start dates are dependent on many factors and are likely to change.

During 2014, we completed a Phase 1 clinical trial (GV-TH-01) investigating the therapeutic use of our GOVX-B11 vaccine in HIV-infected patients. We received no federal assistance in conducting this study.

Observations from a pilot Phase 1 clinical trial of our HIV vaccines (GV-TH-01 – discussed below) have led us to postulate that our DNA vaccines may be effective as a shock agent and that a subsequent, precisely timed MVA inoculation may reduce viral reservoirs. The Company is currently considering the best course of action for advancing its HIV immunotherapy program. Future therapeutic studies of GeoVax’s vaccine may investigate vaccine’s ability to act as a “shock agent” in a shock and kill therapy in combination with standard of care antiretroviral drug therapy to seek a cure. The timetable and specific clinical plans will be dependent upon the Company’s ability to secure external funding for the program, and on the nature of any potential collaborations GeoVax may establish.

In addition to clinical trial support from the NIH for our preventive HIV vaccines, our operations have been partially funded by NIH research grants. We record the funding we receive pursuant to these grants as revenue at the time the related expenditures are incurred. As of December 31, 2014, there was an aggregate of approximately \$229,000 of unused grant funds available for use during 2015. We intend to pursue additional grants from the federal government but cannot be assured of success. As we progress to the later stages of our vaccine development activities, government financial support may be more difficult to obtain, or may not be available at all. Therefore, it will be necessary for us to look to other sources of funding in order to finance our clinical trials and other vaccine development activities.

Cash Flows from Investing Activities

Our investing activities have consisted predominantly of capital expenditures. Capital expenditures for the years ended December 31, 2014, 2013 and 2012, were \$35,503, \$86,603, and \$-0-, respectively.

Cash Flows from Financing Activities

Net cash provided by financing activities was \$873,400, \$3,259,131, and \$2,309,192 for the years ended December 31, 2014, 2013 and 2012, respectively.

The cash generated by our financing activities during 2011 relates to the sale of our common stock to individual accredited investors in a private placement offering initiated during December 2011. During January 2012, we received an additional \$310,160 from stock sales pursuant to this offering (including \$36,800 received in payment of a stock subscription receivable from December 2011).

In March 2012, we sold 2,200 shares of our Series A Convertible Preferred Stock, as well as accompanying warrants to purchase 8,799,999 shares of common stock, to a group of institutional investors for an aggregate purchase price of \$2.2 million. Net proceeds to the Company, after deduction of placement agent fees and other expenses, were approximately \$2.0 million. The cash generated by our financing activities during 2012 also includes \$310,160 received in January 2012 related to the sale of our common stock to individual accredited investors in a private placement offering which was initiated during December 2011.

In January 2013, we reduced the exercise price of 2,933,333 of certain stock purchase warrants from \$0.75 to \$0.60 per share. In consideration for the reduction of the exercise price, the holders of the warrants immediately exercised 1,766,667 of the warrants for cash, resulting in total proceeds to the Company of \$1,060,000. We also extended the expiration date of the 1,166,666 unexercised warrants from March 21, 2013 to May 21, 2013. In May 2013, we reduced the exercise price of the 1,166,666 remaining warrants from \$0.60 to \$0.50 per share. In consideration for the reduction of the exercise price, the holders of the warrants immediately exercised all of the remaining warrants for cash, resulting in total proceeds to the Company of \$583,333.

In December 2013, we sold 1,650 shares of our Series B Convertible Preferred Stock to a group of institutional investors for an aggregate purchase price of \$1.65 million. Net proceeds to the Company, after deduction of transaction expenses, were approximately \$1.6 million. No warrants were issued in connection with the transaction.

In October 2014, we entered into an agreement with certain warrant holders to purchase shares of our common stock with respect to the payment to them of a warrant exercise fee of \$0.075 per share for each share purchased upon exercise of warrants held by them. In exchange for the fee, they immediately exercised warrants for an aggregate of 3,176,000 shares of our common stock, resulting in proceeds to us of \$873,400 (net of the exercise fee).

Our capital requirements, particularly as they relate to our research and development activities, have been and will continue to be significant. We anticipate incurring additional losses for several years as we expand our clinical programs and proceed into higher cost human clinical trials. Conducting clinical trials for our vaccine candidates in development is a lengthy, time-consuming and expensive process. We will not generate revenues from the sale of our technology or products for at least several years, if at all. For the foreseeable future, we will be dependent on obtaining financing from third parties in order to maintain our operations, including our clinical program. Such capital may not be available on terms acceptable to the Company or at all. If we fail to obtain additional funding when needed, we would be forced to scale back or terminate our operations, or to seek to merge with or to be acquired by another company.

In February 2015, we sold shares of Series C convertible preferred stock to certain institutional investors for an aggregate purchase price of \$3.0 million, and five-year Series D warrants to purchase an aggregate of 16,666,666 shares of our common stock at \$0.22 per share. Net proceeds to the Company, after deduction of placement agent fees and other expenses, were approximately \$2.7 million. The preferred stock is convertible at any time into shares of our common stock at \$0.18 per share, subject to adjustment as provided in the certificate of designation. We also granted to the investors an additional purchase right, evidenced in the form of one-year Series E warrants to purchase up to 16,666,666 of our common stock with an exercise price of \$0.18 per share, and five-year Series F warrants to purchase up to 16,666,666 shares of our common stock at \$0.22 per share. The Series E warrants are immediately exercisable. The Series F warrants only become exercisable at the time, and to the extent, that the Series E warrants are exercised.

We expect that our current working capital (including the net proceeds from the February 2015 financing event discussed above) combined with the remaining available funds from the NIH grants will be sufficient to support our planned level of operations through the first quarter of 2016. We will require additional funds to continue our planned operations beyond that date. We are currently seeking sources of non-dilutive capital through government grant programs and clinical trial support, and we may also conduct additional offerings of our equity securities, although there can be no assurance that we will be able to do so. While we believe that we will be successful in obtaining the necessary financing to fund our operations through government grants and clinical trial support, exercise of stock purchase warrants, or other sources, there can be no assurances that such additional funding will be available to us on reasonable terms or at all. Should the financing we require to sustain our working capital needs be unavailable or prohibitively expensive when we require it, the consequences could have a material adverse effect on our business, operating results, financial condition and prospects.

We have no off-balance sheet arrangements that are likely or reasonably likely to have a material effect on our financial condition or results of operations.

Contractual Obligations

Contractual obligations represent future cash commitments and liabilities under agreements with third parties, and exclude contingent liabilities for which we cannot reasonably predict future payment. Additionally, the expected timing of payment of the obligations presented below is estimated based on current information. Timing of payments and actual amounts paid may be different depending on the timing of receipt of goods or services or changes to agreed-upon terms or amounts for some obligations.

The following table represents our contractual obligations as of December 31, 2014, aggregated by type (in thousands):

Contractual Obligations	Payments Due by Period				
	Total	Less than 1 Year	1-3 Years	4-5 Years	More than 5 years
Operating Lease Obligations ⁽¹⁾	\$ 146	\$ 146	\$ --	\$ --	\$ --
Firm Purchase Commitments ⁽²⁾	151	151	--	--	--
Emory University – License Agreement ⁽³⁾	--	--	--	--	--
Total	<u>\$ 297</u>	<u>\$ 297</u>	<u>\$ --</u>	<u>\$ --</u>	<u>\$ --</u>

- (1) Our operating lease obligations relate to the facility lease for our 8,430 square foot facility in Smyrna, Georgia, which houses our laboratory operations and our administrative offices. The lease (as amended), expires on December 31, 2015, with two successive 12-month renewal options.
- (2) Firm purchase commitments relate to contracts for research activities related to NIH grants.
- (3) Pursuant to the Emory License, we have committed to make potential future milestone and royalty payments which are contingent upon the occurrence of future events. Such events include development milestones, regulatory approvals and product sales. Because the achievement of these milestones is currently neither probable nor reasonably estimable, the contingent payments have not been included in the table above or recorded on our Consolidated Balance Sheets. The aggregate total of all potential milestone payments included in the Emory License (excluding royalties on net sales) is approximately \$3.5 million.

As of December 31, 2014, except as disclosed in the table above, we had no other material firm purchase obligations or commitments for capital expenditures and no committed lines of credit or other committed funding or long-term debt. We have employment agreements with our executive officers and a consulting agreement with a member of our Board of Directors, each of which may be terminated with no more than 90 days advance written notice.

Net Operating Loss Carryforwards

At December 31, 2014, we had consolidated net operating loss carryforwards for income tax purposes of \$64.6 million, which will expire in 2019 through 2034 if not utilized. Approximately \$42.6 million of our net operating loss carryforwards relate to the operations of our predecessor, Dauphin Technology, Inc. prior to the 2006 merger between Dauphin Technology, Inc. and GeoVax, Inc. We also have research and development tax credits of approximately \$826,000 available to reduce income taxes, if any, which will expire in 2022 through 2034 if not utilized. The amount of net operating loss carryforwards and research tax credits available to reduce income taxes in any particular year may be limited in certain circumstances. Based on an assessment of all available evidence including, but not limited to, our limited operating history in our core business and lack of profitability, uncertainties of the commercial viability of our technology, the impact of government regulation and healthcare reform initiatives, and other risks normally associated with biotechnology companies, we have concluded that it is more likely than not that these net operating loss carryforwards and credits will not be realized and, as a result, a 100% deferred tax valuation allowance has been recorded against these assets.

Results of Operations

Net Loss

We recorded net losses of \$2,733,555, \$2,284,943, and \$2,135,140 for the years ended December 31, 2014, 2013 and 2012, respectively. Our operating results typically fluctuate due to the timing of activities and related costs associated with our vaccine research and development activities and our general and administrative costs, as described in more detail below.

Grant Revenue

We recorded grant revenues of \$882,956, \$2,417,550, and \$2,657,327 for the years ended December 31, 2014, 2013 and 2012, respectively. Grant revenues relate to grants from the NIH in support of our HIV vaccine development activities. We record revenue associated with these grants as the related costs and expenses are incurred. The difference in our grant revenues from period to period is directly related to our expenditures for activities supported by the grants, and can fluctuate significantly based on the timing of the related expenditures. There is an aggregate of approximately \$229,000 in approved grant funds remaining and available for use as of December 31, 2014, which we anticipate recognizing as revenue during 2015. Additional detail concerning our grant revenues is discussed below.

In September 2007, the NIH awarded us a grant entitled “GM-CSF-Adjuvanted Clade C DNA/MVA and MVA/MVA Vaccines”. The aggregate award (including subsequent amendments) totaled approximately \$20.4 million. We recorded grant revenues of \$624,689, \$833,390, and \$2,227,924 for the years ended December 31, 2014, 2013 and 2012, respectively, related to this grant, and there is \$75,464 of unrecognized grant funds remaining and available for use pursuant to this grant as of December 31, 2014.

In September 2012, the NIH awarded us a grant entitled “Immunogens and Manufacturing” to support our HIV/AIDS vaccine development program. The grant award was for approximately \$1.9 million. We recorded grant revenues of \$-0-, \$1,429,597, and \$429,403 for the years ended December 31, 2014, 2013 and 2012, respectively, related to this grant, and all funding pursuant to this grant has been utilized as of December 31, 2014.

In July 2013, the NIH awarded us a Small Business Innovative Research (SBIR) grant entitled “Enhancing Protective Antibody Responses for a GM-CSF Adjuvanted HIV Vaccine.” The initial grant award was approximately \$277,000 for the first year of a two year project period beginning August 1, 2013. In July 2014, the NIH awarded us approximately \$290,000 for the second year of the project period. We recorded grant revenues of \$258,267, \$154,563, and \$-0- for the years ended December 31, 2014, 2013 and 2012, respectively, related to this grant, and there is \$153,501 of unrecognized grant funds remaining and available for use pursuant to this grant as of December 31, 2014.

Research and Development

Our research and development expenses were \$1,812,969, \$2,914,878, and \$3,043,522 for the years ended December 31, 2014, 2013 and 2012, respectively. Research and development expense for these periods includes stock-based compensation expense of \$32,134, \$41,539, and \$78,140 for 2014, 2013 and 2012, respectively (see discussion under “Stock-Based Compensation Expense” below). Since our inception, all of our research and development efforts have been focused on development of human vaccines – initially with a focus on HIV/AIDS vaccines, and with a recent expansion to vaccines for Ebola and Marburg. Our research activities conducted pursuant to our NIH grants are also focused solely on the development of human vaccines.

Our research and development expenses can fluctuate considerably on a period-to-period basis, depending on our need for vaccine manufacturing by third parties, the timing of expenditures related to our grants from the NIH, the timing of costs associated with clinical trials being funded directly by us, and other factors. The overall decrease in research and development expense from 2013 to 2014 can mostly be attributed to lower expenditures related to the activities supported by our grants from the NIH, and lower expenditures associated with a Phase 1 trial of our therapeutic HIV vaccine, which was completed during the first quarter of 2014. We have not received any government support for clinical trials of our therapeutic vaccine. Our research and development costs do not include costs incurred by the HVTN in conducting clinical trials of our preventive HIV vaccines; those costs are funded directly to the HVTN by the NIH.

We cannot predict the level of support we may receive from the HVTN, NIH, or other federal agencies (or divisions thereof) for our future clinical trials. We expect that our research and development costs will increase in the future as we progress into the later stage human clinical trials for our HIV vaccines and as we expand our Ebola and Marburg vaccine development program.

Our vaccine candidates still require significant, time-consuming and costly research and development, testing and regulatory clearances. Completion of clinical development will take several years or more, but the length of time generally varies substantially according to the type, complexity, novelty and intended use of a product candidate. The NIH has funded the costs of conducting all of our completed and ongoing human clinical trials to date for our preventive HIV vaccine, with GeoVax incurring costs associated with manufacturing the clinical vaccine supplies and other study support. We are having discussions with the HVTN and NIH with regard to the conduct of an additional trial of our preventive vaccine, and we expect the NIH will provide support for this trial as well. We intend to seek government and/or third party support for future clinical human trials, but there can be no assurance that we will be successful.

The duration and the cost of future clinical trials may vary significantly over the life of the project as a result of differences arising during development of the human clinical trial protocols, including, among others:

- the number of patients that ultimately participate in the clinical trial;
- the duration of patient follow-up that seems appropriate in view of the results;
- the number of clinical sites included in the clinical trials; and
- the length of time required to enroll suitable patient subjects.

Due to the uncertainty regarding the timing and regulatory approval of clinical trials and pre-clinical studies, our future expenditures are likely to be highly volatile in future periods depending on the outcomes of the trials and studies. From time to time, we will make determinations as to how much funding to direct to these programs in response to their scientific, clinical and regulatory success, anticipated market opportunity and the availability of capital to fund our programs.

In developing our product candidates, we are subject to a number of risks that are inherent in the development of products based on innovative technologies. For example, it is possible that our vaccines may be ineffective or toxic, or will otherwise fail to receive the necessary regulatory clearances, causing us to delay, extend or terminate our product development efforts. Any failure by us to obtain, or any delay in obtaining, regulatory approvals could cause our research and development expenditures to increase which, in turn, could have a material adverse effect on our results of operations and cash flows. Because of the uncertainties of clinical trials, estimating the completion dates or cost to complete our research and development programs is highly speculative and subjective. As a result of these factors, we are unable to accurately estimate the nature, timing and future costs necessary to complete the development of our product candidates. In addition, we are unable to reasonably estimate the period when material net cash inflows could commence from the sale, licensing or commercialization of such product candidates, if ever.

General and Administrative Expense

Our general and administrative expenses were \$1,807,605, \$1,792,160, and \$1,752,765 for the years ended December 31, 2014, 2013 and 2012, respectively. General and administrative costs include officers' salaries, legal and accounting costs, patent costs, amortization expense associated with intangible assets, and other general corporate expenses. General and administrative expense includes stock-based compensation expense of \$446,969, \$360,565, and \$231,936 for 2014, 2013 and 2012, respectively (see discussion under "Stock-Based Compensation Expense" below). We expect that our general and administrative costs may increase in the future in support of expanded research and development activities and other general corporate activities.

Stock-Based Compensation Expense

We recorded total stock-based compensation expense of \$479,103, \$402,104, and \$310,076 during the years ended December 31, 2014, 2013 and 2012, respectively, which was allocated to research and development expense or general and administrative expense according to the classification of cash compensation paid to the employee, consultant or director to whom the stock compensation was granted. In addition to amounts related to the issuance of stock options to employees, the figures include amounts related to common stock and stock purchase warrants issued to consultants and non-employee directors. For the three years ended December 31, 2014, stock-based compensation expense was allocated as follows:

	2014		2013		2012
General and administrative expense	\$ 446,969	\$	360,565	\$	231,936
Research and development expense.....	32,134		41,539		78,140
Total stock option expense.....	<u>\$ 479,103</u>	\$	<u>402,104</u>	\$	<u>310,076</u>

Other Income

Interest income was \$ 4,063, \$4,545, and \$3,820 for the years ended December 31, 2014, 2013 and 2012, respectively. The variances between years are primarily attributable to the cash available for investment and to interest rate fluctuations.

Impact of Inflation

For the three-year period ended December 31, 2014, we do not believe that inflation and changing prices had a material impact on our operations or on our financial results.

Off-Balance Sheet Arrangements

We have not entered into off-balance sheet financing arrangements, other than operating leases.

ITEM 7A. QUANTITATIVE AND QUALITATIVE DISCLOSURES ABOUT MARKET RISK

Our exposure to market risk is limited primarily to interest income sensitivity, which is affected by changes in the general level of United States interest rates, particularly because a significant portion of our investments are in institutional money market funds. The primary objective of our investment activities is to preserve principal while at the same time maximizing the income received without significantly increasing risk. Due to the nature of our short-term investments, we believe that we are not subject to any material market risk exposure. We do not have any derivative financial instruments or foreign currency instruments.

ITEM 8. FINANCIAL STATEMENTS AND SUPPLEMENTARY DATA

Our consolidated financial statements and supplemental schedule and notes thereto as of December 31, 2014 and 2013, and for each of the three years ended December 31, 2014, 2013 and 2012, together with the independent registered public accounting firm's report thereon, are set forth on pages F-1 to F-18 of this Annual Report on Form 10-K.

ITEM 9. CHANGES IN AND DISAGREEMENTS WITH ACCOUNTANTS ON ACCOUNTING AND FINANCIAL DISCLOSURE

There were no disagreements with our accountants on matters of accounting or financial disclosure, or other reportable events requiring disclosure under this Item 9.

ITEM 9A. CONTROLS AND PROCEDURES

Evaluation of Disclosure Controls and Procedures

We maintain disclosure controls and procedures designed to ensure that financial information required to be disclosed in our reports filed under the Securities Exchange Act of 1934, as amended (the Exchange Act), is recorded, processed, summarized, and reported within the required time periods, and that such information is accumulated and communicated to our management, including our Chief Executive Officer and Chief Financial Officer, as appropriate, to allow for timely decisions regarding disclosure.

An evaluation was performed by our Chief Executive Officer and Chief Financial Officer of the effectiveness of the design and operation of our disclosure controls and procedures as of December 31, 2014. Based on that evaluation, our Chief Executive Officer and Chief Financial Officer have concluded that our disclosure controls and procedures were effective as of December 31, 2014 to provide reasonable assurance that information required to be disclosed by us in reports that we file or submit under the Exchange Act is recorded, processed, summarized and reported within the time periods specified in the SEC rules and forms.

Management's Report on Internal Control Over Financial Reporting

Management is responsible for establishing and maintaining adequate internal control over financial reporting, as defined in Rule 13a-15(f) of the Exchange Act. Management has assessed the effectiveness of our internal control over financial reporting as of December 31, 2014 based on criteria established in *Internal Control - Integrated Framework (2013)*, issued by the Committee of Sponsoring Organizations of the Treadway Commission (COSO). As a result of this assessment, management concluded that, as of December 31, 2014, our internal control over financial reporting was effective in providing reasonable assurance regarding the reliability of financial reporting and the preparation of financial statements for external purposes in accordance with generally accepted accounting principles.

Changes in Internal Control Over Financial Reporting

There were no changes in our internal control over financial reporting that occurred during our most recent fiscal quarter that have materially affected, or are reasonably likely to materially affect, our internal control over financial reporting.

Limitations on Controls

Management does not expect that our disclosure controls and procedures or our internal control over financial reporting will prevent or detect all error and fraud. Any control system, no matter how well designed and operated, is based upon certain assumptions and can provide only reasonable, not absolute, assurance that its objectives will be met. Further, no evaluation of controls can provide absolute assurance that misstatements due to error or fraud will not occur or that all control issues and instances of fraud, if any, within the Company have been detected.

ITEM 9B. OTHER INFORMATION

None.

PART III

ITEM 10. DIRECTORS, EXECUTIVE OFFICERS AND CORPORATE GOVERNANCE

Information required by this Item is included in our definitive proxy statement for our 2015 meeting of shareholders to be filed with the SEC under the captions “Directors and Executive Officers” and “Corporate Governance” and is incorporated herein by this reference.

Code of Ethics

We have adopted a Code of Ethics in compliance with the applicable rules of the SEC that applies to our principal executive officer, our principal financial officer and our principal accounting officer or controller, or persons performing similar functions. A copy of this policy is available on our website at www.geovax.com under the heading “Investors – Corporate Governance” and is also available free of charge upon written request to the attention of our Corporate Secretary by regular mail, e-mail to mreynolds@geovax.com, or facsimile at (678) 384-7281. We intend to disclose any amendment to, or a waiver from, a provision of our code of ethics that applies to our principal executive officer, principal financial officer, principal accounting officer or controller, or persons performing similar functions and that relates to any element of the code of ethics enumerated in applicable rules of the SEC. Such disclosures will be made on our website at www.geovax.com.

ITEM 11. EXECUTIVE COMPENSATION

The information required by this Item is included in our definitive proxy statement for our 2015 meeting of shareholders to be filed with the SEC under the captions “Corporate Governance” and “Compensation Discussion and Analysis” and is incorporated herein by this reference.

ITEM 12. SECURITY OWNERSHIP OF CERTAIN BENEFICIAL OWNERS AND MANAGEMENT AND RELATED STOCKHOLDER MATTERS

The information required by this Item is included in our definitive proxy statement for our 2015 meeting of shareholders to be filed with the SEC under the captions “Security Ownership of Principal Stockholders, Directors and Executive Officers” and “Securities Authorized for Issuance under Equity Compensation Plans” and is incorporated herein by this reference.

ITEM 13. CERTAIN RELATIONSHIPS AND RELATED PARTY TRANSACTIONS, AND DIRECTOR INDEPENDENCE

The information required by this Item is included in our definitive proxy statement for our 2015 meeting of shareholders to be filed with the SEC under the captions “Corporate Governance” and “Certain Relationships and Related Party Transactions” and is incorporated herein by this reference.

ITEM 14. PRINCIPAL ACCOUNTANT FEES AND SERVICES

The information required by this Item is included in our definitive proxy statement for our 2015 meeting of shareholders to be filed with the SEC under the caption “Ratification of Appointment of the Independent Registered Public Accounting Firm” and is incorporated herein by this reference.

PART IV

ITEM 15. EXHIBITS AND FINANCIAL STATEMENT SCHEDULES

(a) Documents filed as part of this report:

	<u>Page</u>
(1) Financial Statements	
Report of Independent Registered Public Accounting Firm.....	F-2
Consolidated Balance Sheets as of December 31, 2014 and 2013	F-3
Consolidated Statements of Operations for the years ended December 31, 2014, 2013 and 2012.....	F-4
Consolidated Statements of Stockholders' Equity for the years ended December 31, 2014, 2013 and 2012.....	F-5
Consolidated Statements of Cash Flows for the years ended December 31, 2014, 2013 and 2012.....	F-6
Notes to Consolidated Financial Statements	F-7

(2) Financial Statement Schedules

The following financial statement schedule is set forth on page F-18 of this Annual Report on Form 10-K:
Schedule II—Valuation and Qualifying Accounts for the years ended December 31, 2014, 2013 and 2012

All other financial statement schedules have been omitted because they are not applicable or not required or because the information is included elsewhere in the Consolidated Financial Statements or the Notes thereto.

(3) Exhibits Required by Item 601 of Regulation S-K

The exhibits filed with this report are set forth on the exhibit index following the signature page and are incorporated by reference in their entirety into this item.

[SIGNATURES ON FOLLOWING PAGE]

SIGNATURES

Pursuant to the requirements of Section 13 or 15(d) of the Securities Exchange Act of 1934, the registrant has duly caused this report to be signed on its behalf by the undersigned, thereunto duly authorized.

GEOVAX LABS, INC.

BY: /s/ Robert T. McNally
Robert T. McNally
President and Chief Executive Officer
(Principal Executive Officer)

Date: March 20, 2015

Pursuant to the requirements of the Securities Exchange Act of 1934, this report has been duly signed below by the following persons on behalf of the Registrant and in the capacities and on the dates indicated.

Signature / Name	Title	Date
<u>/s/ Robert T. McNally</u> Robert T. McNally	Director President and Chief Executive Officer (Principal Executive Officer)	March 20, 2015
<u>/s/ Mark W. Reynolds</u> Mark W. Reynolds	Chief Financial Officer (Principal Financial and Accounting Officer)	March 20, 2015
<u>/s/ Randal D. Chase</u> Randal D. Chase	Director	March 20, 2015
<u>/s/ David A. Dodd</u> David A. Dodd	Director	March 20, 2015
<u>/s/ Dean G. Kollintzas</u> Dean G. Kollintzas	Director	March 20, 2015
<u>/s/ Robert T. McNally</u> Robert T. McNally	Director	March 20, 2015
<u>/s/ Harriet L. Robinson</u> Harriet L. Robinson	Director	March 20, 2015
<u>/s/ John N. Spencer, Jr.</u> John N. Spencer, Jr.	Director	March 20, 2015

EXHIBIT INDEX

<u>Exhibit Number</u>	<u>Description</u>
3.1	Certificate of Incorporation (4)
3.1.1	Certificate of Amendment to the Certificate of Incorporation of GeoVax Labs, Inc. filed April 13, 2010 (8)
3.1.2	Certificate of Amendment to the Certificate of Incorporation of GeoVax Labs, Inc. filed April 27, 2010 (9)
3.1.3	Certificate of Amendment to the Certificate of Incorporation of GeoVax Labs, Inc. filed August 2, 2013 (15)
3.2	Bylaws (6)
4.1.1	Form of Certificate of Designation of Preferences, Rights and Limitations of Series A Convertible Preferred Stock filed March 20, 2012 (12)
4.1.2	Amendment to Certificate of Designation of Series A Convertible Preferred Stock filed December 13, 2013 (17)
4.1.3	Form of Stock Certificate for the Series A Convertible Preferred Stock (11)
4.2.1	Form of Certificate of Designation of Preferences, Rights and Limitations of Series B Convertible Preferred Stock filed December 13, 2013 (17)
4.2.2	Form of Stock Certificate for the Series B Convertible Preferred Stock (17)
4.3.1	Form of Certificate of Designation of Preferences, Rights and Limitations of Series C Convertible Preferred Stock filed February 27, 2015 (19)
4.3.2	Form of Stock Certificate for the Series C Convertible Preferred Stock (19)
10.1 **	Employment Agreement between GeoVax Labs, Inc. and Robert T. McNally effective as of April 1, 2008 (5)
10.2 **	Employment Agreement between GeoVax, Inc. and Mark W. Reynolds Amended and Restated effective as of January 1, 2010 (7)
10.3 **	Employment Agreement between GeoVax, Inc. and Harriet Robinson effective as of November 19, 2007 (7)
10.4 **	Amendment No. 1 to Employment Agreement between GeoVax Labs, Inc. and Robert T. McNally dated October 22, 2013 (16)
10.5 **	Amendment No. 1 to Employment Agreement between GeoVax Labs, Inc. and Harriet Robinson dated October 22, 2013 (16)
10.6 **	Amendment No. 1 to Employment Agreement between GeoVax Labs, Inc. and Mark W. Reynolds dated October 22, 2013 (16)
10.7 **	GeoVax Labs, Inc. 2006 Equity Incentive Plan (2)
10.8	License Agreement (as amended and restated) between GeoVax, Inc. and Emory University, dated August 23, 2002 (1)
10.9	Office and Laboratory Lease between UCB, Inc. and GeoVax, Inc. (6)
10.9.1 *	Amendment to Lease Agreement between UCB, Inc. and GeoVax, Inc.
10.10	Summary of the GeoVax Labs, Inc. Director Compensation Plan (7)
10.11	Form of Warrant dated December 30, 2011 (10)
10.12	Form of Common Stock Purchase Warrants (11)
10.13	Form of Securities Purchase Agreement dated March 16, 2012 (12)
10.14	Form of Registration Rights Agreement dated March 16, 2012 (12)
10.15	Form of Series A Warrant dated March 16, 2012 (12)
10.16	Form of Series B Warrant dated March 16, 2012 (12)
10.17	Form of Series C Warrant dated March 16, 2012 (12)
10.18	Warrant Reset Offer Agreements dated January 17, 2013 (15)
10.19	Warrant Reset Offer Agreements dated May 14, 2013 (14)
10.20	Securities Purchase Agreement dated December 11, 2013 with Form of Registration Rights Agreement (17)
10.21	Amendment Agreement and Consent of Holders of Series A Convertible Preferred Stock dated December 11, 2013 (17)
10.22	Form of Letter Agreement dated October 14, 2014 providing for payment of warrant exercise fee (18)
10.23	Form of Securities Purchase Agreement dated February 25, 2015 (19)
10.24	Form of Registration Rights Agreement dated February 25, 2015 (19)
10.25	Form of Series D Warrant dated February 27, 2015 (19)
10.26	Form of Series E Warrant dated February 27, 2015 (19)
10.27	Form of Series F Warrant dated February 27, 2015 (19)
10.28	Form of Maxim warrant dated February 27, 2015 (19)
14.1	Code of Ethics (3)
21.1	Subsidiaries of the Registrant (3)
31.1 *	Certification pursuant to Rule 13a-14(a) or 15d-14(a) of the Securities Exchange Act of 1934
31.2 *	Certification pursuant to Rule 13a-14(a) or 15d-14(a) of the Securities Exchange Act of 1934
32.1 *	Certification pursuant to 18 U.S.C. Section 1350, as adopted by Section 906 of the Sarbanes-Oxley Act of 2002
32.2 *	Certification pursuant to 18 U.S.C. Section 1350, as adopted by Section 906 of the Sarbanes-Oxley Act of 2002

101 ^{*,***} The following financial information from GeoVax Labs, Inc. Annual Report on Form 10-K for the year ended December 31, 2014, formatted in Extensible Business Reporting Language (XBRL): (i) Consolidated Balance Sheets as of December 31, 2014 and December 31, 2013, (ii) Consolidated Statements of Operations for the years ended December 31, 2014, 2013 and 2012, (iii) Consolidated Statements of Stockholders' Equity for the ended December 31, 2014, 2013 and 2012, (iv) Consolidated Statements of Cash Flows for the years ended December 31, 2014, 2013 and 2012, and (v) Notes to Condensed Consolidated Financial Statements.

* Filed herewith.

** Indicates a management contract or compensatory plan or arrangement.

*** Pursuant to Rule 406T of Regulation S-T, the Interactive Data Files in Exhibit 101 hereto are deemed not filed or part of a registration statement or prospectus for purposes of Section 11 or 12 of the Securities Act of 1933, as amended, are deemed not filed for purposes of Section 18 of the Securities and Exchange Act of 1934, as amended and otherwise are not subject to liability under those sections.

- (1) Incorporated by reference from the registrant's Current Report on Form 8-K filed October 4, 2006.
- (2) Incorporated by reference from the registrant's definitive Information Statement (Schedule 14C) filed August 18, 2006.
- (3) Incorporated by reference from the registrant's Annual Report on Form 10-K filed March 28, 2007.
- (4) Incorporated by reference from the registrant's Current Report on Form 8-K filed June 23, 2008.
- (5) Incorporated by reference from the registrant's Current Report on Form 8-K filed March 24, 2008.
- (6) Incorporated by reference from the registrant's Quarterly Report on Form 10-Q filed November 6, 2009.
- (7) Incorporated by reference from the registrant's Annual Report on Form 10-K filed March 8, 2010.
- (8) Incorporated by reference from the registrant's Current Report on Form 8-K filed April 14, 2010.
- (9) Incorporated by reference from the registrant's Current Report on Form 8-K filed April 28, 2010.
- (10) Incorporated by reference from the registrant's Current Report on Form 8-K filed January 5, 2012.
- (11) Incorporated by reference from the registrant's Current Report on Form 8-K filed February 6, 2012.
- (12) Incorporated by reference from the registrant's Current Report on Form 8-K filed March 22, 2012.
- (13) Incorporated by reference from the registrant's Current Report on Form 8-K filed January 17, 2013.
- (14) Incorporated by reference from the registrant's Current Report on Form 8-K filed May 15, 2013.
- (15) Incorporated by reference from the registrant's Current Report on Form 8-K filed August 2, 2013.
- (16) Incorporated by reference from the registrant's Current Report on Form 8-K filed October 23, 2013.
- (17) Incorporated by reference from the registrant's Current Report on Form 8-K filed December 17, 2013.
- (18) Incorporated by reference from the registrant's Current Report on Form 8-K filed October 15, 2014.
- (19) Incorporated by reference from the registrant's Current Report on Form 8-K filed March 2, 2015.

GEOVAX LABS, INC.
INDEX TO 2014 CONSOLIDATED FINANCIAL STATEMENTS

Report of Independent Registered Public Accounting Firm.....	F-2
Consolidated Balance Sheets as of December 31, 2014 and 2013	F-3
Consolidated Statements of Operations for the years ended December 31, 2014, 2013 and 2012	F-4
Consolidated Statements of Stockholders' Equity for the years ended December 31, 2014, 2013 and 2012	F-5
Consolidated Statements of Cash Flows for the years ended December 31, 2014, 2013 and 2012	F-6
Notes to Consolidated Financial Statements	F-7
Financial Statement Schedule:	
Schedule II – Valuation and Qualifying Accounts for the years ended	
December 31, 2014, 2013 and 2012	F-18



REPORT OF INDEPENDENT REGISTERED PUBLIC ACCOUNTING FIRM

To the Board of Directors
GeoVax Labs, Inc.
Atlanta, Georgia

We have audited the accompanying consolidated balance sheets of GeoVax Labs, Inc. and subsidiary (the “Company”) as of December 31, 2014 and 2013, and the related consolidated statements of operations, stockholders’ equity, and cash flows for each of the three years in the period ended December 31, 2014. Our audits also included the financial statement schedule of the Company listed in Item 15(a). These financial statements and financial statement schedule are the responsibility of the Company’s management. Our responsibility is to express an opinion on these financial statements and schedule based on our audits.

We conducted our audits in accordance with the standards of the Public Company Accounting Oversight Board (United States). Those standards require that we plan and perform the audit to obtain reasonable assurance about whether the financial statements are free of material misstatement. The Company is not required to have, nor were we engaged to perform an audit of its internal control over financial reporting. Our audits included consideration of internal control over financial reporting as a basis for designing audit procedures that are appropriate in the circumstances, but not for the purpose of expressing an opinion of the effectiveness of the Company’s internal control over financial reporting. Accordingly, we express no such opinion. An audit includes examining, on a test basis, evidence supporting the amounts and disclosures in the financial statements, assessing the accounting principles used and significant estimates made by management, as well as evaluating the overall financial statement presentation. We believe that our audits provide a reasonable basis for our opinion.

In our opinion, the consolidated financial statements referred to above present fairly, in all material respects, the financial position of GeoVax Labs, Inc. and subsidiary as of December 31, 2014 and 2013, and the results of their operations and their cash flows for each of the three years in the period ended December 31, 2014, in conformity with U.S. generally accepted accounting principles. Also, in our opinion, the financial statement schedule, when considered in relation to the basic consolidated financial statements taken as a whole, presents fairly in all material respects the information set forth therein.

/s/ Porter Keadle Moore, LLC
Atlanta, Georgia
March 20, 2015

GEOVAX LABS, INC.
CONSOLIDATED BALANCE SHEETS

	December 31,	
	2014	2013
ASSETS		
Current assets:		
Cash and cash equivalents.....	\$ 1,101,651	\$ 2,513,861
Grant funds receivable	79,341	140,909
Prepaid expenses and other current assets.....	44,503	43,569
Total current assets	1,225,495	2,698,339
Property and equipment, net	96,693	120,227
Other assets.....	11,010	21,010
Total assets	\$ 1,333,198	\$ 2,839,576
 LIABILITIES AND STOCKHOLDERS' EQUITY		
Current liabilities:		
Accounts payable	\$ 55,616	\$ 155,943
Accrued expenses.....	52,490	96,406
Amounts payable to Emory University (a related party) (Note 12)	78,917	60,000
Total current liabilities.....	187,023	312,349
Commitments (Note 6)		
Stockholders' equity:		
Preferred stock, \$.01 par value:		
Authorized shares – 10,000,000		
Series A convertible preferred stock, \$1,000 stated value; -0- and 71 shares issued and outstanding at December 31, 2014 and 2013, respectively	-	60,586
Series B convertible preferred stock, \$1,000 stated value; 100 and 1,650 shares issued and outstanding at December 31, 2014 and 2013, respectively	76,095	1,255,569
Common stock, \$.001 par value:		
Authorized shares – 75,000,000		
Issued and outstanding shares – 31,950,813 and 23,765,180 at December 31, 2014 and 2013, respectively.....	31,951	23,765
Additional paid-in capital.....	30,823,769	28,239,392
Accumulated deficit	(29,785,640)	(27,052,085)
Total stockholders' equity	1,146,175	2,527,227
Total liabilities and stockholders' equity.....	\$ 1,333,198	\$ 2,839,576

See accompanying notes to consolidated financial statements.

GEOVAX LABS. INC.
CONSOLIDATED STATEMENTS OF OPERATIONS

	Years Ended December 31,		
	2014	2013	2012
Grant revenue.....	\$ 882,956	\$ 2,417,550	\$ 2,657,327
Operating expenses:			
Research and development	1,812,969	2,914,878	3,043,522
General and administrative	1,807,605	1,792,160	1,752,765
Total operating expenses	3,620,574	4,707,038	4,796,287
Loss from operations	(2,737,618)	(2,289,488)	(2,138,960)
Other income:			
Interest income	4,063	4,545	3,820
Total other income	4,063	4,545	3,820
Net loss	\$ (2,733,555)	\$ (2,284,943)	\$ (2,135,140)
Basic and diluted:			
Loss per common share.....	\$ (0.10)	\$ (0.11)	\$ (0.12)
Weighted average shares outstanding	26,645,140	21,212,327	18,315,669

See accompanying notes to consolidated financial statements.

GEOVAX LABS, INC.
CONSOLIDATED STATEMENTS OF STOCKHOLDERS' EQUITY

	Series A Convertible Preferred Stock		Series B Convertible Preferred Stock		Common Stock		Additional Paid-in Capital	Accumulated Deficit	Total Stockholders' Equity
	Shares	Amount	Shares	Amount	Shares	Amount			
Balance at December 31, 2011	-	\$ -	-	\$ -	16,442,611	\$ 16,443	\$ 23,319,166	\$ (22,632,002)	\$ 703,607
Sale of common stock for cash	-	-	-	-	407,999	408	272,952	-	273,360
Sale of convertible preferred stock and warrants for cash	2,200	871,614	-	-	-	-	1,127,418	-	1,999,032
Conversion of preferred stock to common stock	(1,412)	(559,418)	-	-	1,882,667	1,882	557,536	-	-
Stock-based compensation expense	-	-	-	-	-	-	310,076	-	310,076
Net loss for the year ended December 31, 2012	-	-	-	-	-	-	-	(2,135,140)	(2,135,140)
Balance at December 31, 2012	788	312,196	-	-	18,733,277	18,733	25,587,148	(24,767,142)	1,150,935
Sale of common stock for cash upon warrant exercise	-	-	-	-	2,933,333	2,933	1,640,400	-	1,643,333
Issuance of common stock for services ..	-	-	-	-	50,000	50	20,450	-	20,500
Sale of convertible preferred stock for cash	-	360,229	1,650	1,255,569	-	-	-	-	1,615,798
Conversion of preferred stock to common stock	(717)	(611,839)	-	-	2,048,570	2,049	609,790	-	-
Stock-based compensation expense	-	-	-	-	-	-	381,604	-	381,604
Net loss for the year ended December 31, 2013	-	-	-	-	-	-	-	(2,284,943)	(2,284,943)
Balance at December 31, 2013	71	60,586	1,650	1,255,569	23,765,180	23,765	28,239,392	(27,052,085)	2,527,227
Sale of common stock for cash upon warrant exercise	-	-	-	-	3,176,000	3,176	870,224	-	873,400
Issuance of common stock for services ..	-	-	-	-	378,205	378	99,622	-	100,000
Conversion of preferred stock to common stock	(71)	(60,586)	(1,550)	(1,179,474)	4,631,428	4,632	1,235,428	-	-
Stock-based compensation expense	-	-	-	-	-	-	379,103	-	379,103
Net loss for the year ended December 31, 2014	-	-	-	-	-	-	-	(2,733,555)	(2,733,555)
Balance at December 31, 2014	-	\$ -	100	\$ 76,095	31,950,813	\$ 31,951	\$ 30,823,769	\$ (29,785,640)	\$ 1,146,175

See accompanying notes to consolidated financial statements.

GEOVAX LABS. INC.
CONSOLIDATED STATEMENTS OF CASH FLOWS

	Years Ended December 31,		
	2014	2013	2012
Cash flows from operating activities:			
Net loss.....	\$ (2,733,555)	\$ (2,284,943)	\$ (2,135,140)
Adjustments to reconcile net loss to net cash used in operating activities:			
Depreciation and amortization.....	69,037	78,862	93,643
Stock-based compensation expense, including common stock issued for services.....	479,103	402,104	310,076
Changes in assets and liabilities:			
Grant funds receivable.....	61,568	125,339	(82,733)
Prepaid expenses and other current assets.....	(934)	(1,268)	(12,593)
Accounts payable and accrued expenses.....	(125,326)	(14,686)	(614,500)
Total adjustments.....	483,448	(590,351)	(306,107)
Net cash used in operating activities.....	(2,250,107)	(1,694,592)	(2,441,247)
Cash flows from investing activities:			
Purchase of property and equipment.....	(35,503)	(86,603)	-
Net cash used in investing activities.....	(35,503)	(86,603)	-
Cash flows from financing activities:			
Proceeds from sale of common stock.....	873,400	1,643,333	310,160
Proceeds from sale of preferred stock.....	-	1,615,798	1,999,032
Net cash provided in financing activities.....	873,400	3,259,131	2,309,192
Net increase (decrease) in cash and cash equivalents.....	(1,412,210)	1,477,936	(132,055)
Cash and cash equivalents at beginning of period.....	2,513,861	1,035,925	1,167,980
Cash and cash equivalents at end of period.....	\$ 1,101,651	\$ 2,513,861	\$ 1,035,925

Supplemental disclosure of non-cash financing activities:

As discussed in Note 7, during the year ended December 31, 2014, 71 shares of Series A Convertible Preferred Stock were converted into 202,857 shares of common stock and 1,550 shares of Series B Convertible Preferred Stock were converted into 4,428,571 shares of common stock. During the year ended December 31, 2013, 717 shares of Series A Convertible Preferred Stock were converted into 2,048,570 shares of common stock. During the year ended December 31, 2012, 1,412 shares of Series A Convertible Preferred Stock were converted into 1,882,667 shares of common stock.

See accompanying notes to consolidated financial statements.

GEOVAX LABS, INC.
NOTES TO CONSOLIDATED FINANCIAL STATEMENTS

Years Ended December 31, 2014, 2013 and 2012

1. Description of Business

GeoVax Labs, Inc. (“GeoVax” or the “Company”), is a clinical-stage biotechnology company developing innovative human vaccines using our novel DNA/MVA platform technology. Our lead programs are focused on Ebola virus and Human Immunodeficiency Virus (HIV). Our vaccine delivery technology generates virus-like particles (VLPs) that are effective at eliciting safe and effective immune responses. All of the clinical trials for our preventive HIV vaccine have been conducted by the HIV Vaccine Trials Network (HVTN) with funding from the National Institutes of Health (NIH). Our proprietary Ebola vaccine technology has been developed internally, while our HIV vaccine technology was developed in collaboration with Emory University, the NIH, and the Centers for Disease Control and Prevention (CDC) and is exclusively licensed to us.

Our most advanced vaccines under development address the clade B subtype of the HIV virus that is most prevalent in the developed world – primarily North America and Western Europe. Our preventive clade B HIV vaccine has successfully completed Phase 2a clinical trials and we are currently planning the next stage of human clinical testing. We are also planning clinical trials to evaluate our clade B HIV vaccine as an immunotherapy agent for individuals already infected with HIV. We have begun early-stage preclinical studies to develop HIV vaccine candidates for the clade C subtype of HIV prevalent in the developing world. Our Ebola vaccine development efforts were initiated in 2014 and we expect to conduct preclinical animal studies during 2015, with the goal of beginning human clinical testing in 2016.

We operate in a highly regulated and competitive environment. The manufacturing and marketing of pharmaceutical products require approval from, and are subject to, ongoing oversight by the Food and Drug Administration (FDA) in the United States, by the European Medicines Agency (EMA) in the European Union, and by comparable agencies in other countries. Obtaining approval for a new pharmaceutical product is never certain and may take many years and may involve expenditure of substantial resources. Our goal is to build a profitable company by generating income from products we develop and commercialize, either alone or with one or more potential strategic partners.

GeoVax is incorporated under the laws of the State of Delaware and our principal offices are located in Smyrna, Georgia (metropolitan Atlanta area).

2. Summary of Significant Accounting Policies

Principles of Consolidation

The accompanying consolidated financial statements include the accounts of GeoVax Labs, Inc. together with those of our wholly-owned subsidiary, GeoVax, Inc. All intercompany transactions have been eliminated in consolidation.

Basis of Presentation

The accompanying consolidated financial statements have been prepared assuming that we will continue as a going concern, which contemplates realization of assets and the satisfaction of liabilities in the normal course of business for the twelve-month period following the date of these consolidated financial statements. We are devoting substantially all of our present efforts to research and development. We have funded our activities to date from government grants and clinical trial assistance, and from sales of our equity securities. We will continue to require substantial funds to continue these activities. We believe that our existing cash resources, combined with the proceeds from the NIH grants discussed in Note 5 and the net proceeds of the financing transaction discussed in Note 14, will be sufficient to fund our planned operations through the first quarter of 2016.

We expect we will need to raise additional funds to significantly advance our vaccine development programs and we are currently exploring sources of non-dilutive capital through government grant programs and clinical trial support. However, additional funding may not be available on favorable terms or at all. If we fail to obtain additional capital when needed, we may be required to delay, scale back, or eliminate some or all of our research and development programs as well as reduce our general and administrative expenses.

In August 2014, the Financial Accounting Standards Board (“FASB”) issued Accounting Standards Update 2014-15, *Presentation of Financial Statements – Going Concern* (“ASU 2014-15”), which requires management of all entities to evaluate whether there are conditions and events that raise substantial doubt about the entity’s ability to continue as a going concern within

one year after the financial statements are issued, and to make certain disclosures if it concludes that substantial doubt exists or when its plans alleviate substantial doubt about the entity's ability to continue as a going concern. ASU 2014-15 is effective for the Company for annual reporting periods beginning in 2016 and for interim reporting periods starting in the first quarter of 2017. We are currently evaluating the impact of the adoption of ASU 2014-15 on our financial statements.

Development-Stage Enterprise

In June 2014, the FASB issued Accounting Standards Update 2014-10, *Development Stage Entities (Topic 915)* ("ASU 2014-10"). The amendments in ASU 2014-10 remove the definition of a development stage entity from Topic 915, thereby removing the distinction between development stage entities and other reporting entities from U.S. generally accepted accounting principles ("GAAP"). In addition, the amendments eliminate the requirements for development stage entities to (1) present inception-to-date information on the statements of income, cash flows, and shareholder's equity, (2) label the financial statements as those of a development stage entity, (3) disclose a description of the development stage activities in which the entity is engaged, and (4) disclose in the first year in which the entity is no longer a development stage entity that in prior years it had been in the development stage. For public business entities, those amendments are effective for annual reporting periods beginning after December 15, 2014, and interim periods therein. Early adoption is permitted. We have evaluated this accounting standard and determined it to have a material impact on our financial statements. We adopted ASU-2014-10 effective June 30, 2014 and the effects of the adoption are reflected in our consolidated financial statements and footnotes contained herein.

Use of Estimates

The preparation of financial statements in conformity with GAAP requires us to make estimates and assumptions that affect the reported amounts of assets and liabilities and disclosure of contingent assets and liabilities at the date of the financial statements and the reported amounts of revenues and expenses during the reporting period. Actual results may differ from those estimates.

Cash and Cash Equivalents

We consider all highly liquid investments with a maturity of three months or less when purchased to be cash equivalents. Our cash and cash equivalents consist primarily of bank deposits and money market accounts. The recorded values approximate fair market values due to the short maturities.

Fair Value of Financial Instruments and Concentration of Credit Risk

Financial instruments that subject us to concentration of credit risk consist primarily of cash and cash equivalents, which are maintained by a high credit quality financial institution. The carrying values reported in the balance sheets for cash and cash equivalents approximate fair values.

Property and Equipment

Property and equipment are stated at cost, less accumulated depreciation and amortization. Expenditures for maintenance and repairs are charged to operations as incurred, while additions and improvements are capitalized. We calculate depreciation using the straight-line method over the estimated useful lives of the assets which range from three to five years. We amortize leasehold improvements using the straight-line method over the term of the related lease.

Impairment of Long-Lived Assets

We review long-lived assets for impairment whenever events or changes in circumstances indicate that the carrying amount of an asset may not be recoverable. Recoverability of assets to be held and used is measured by a comparison of the carrying amount of the assets to the future net cash flows expected to be generated by such assets. If we consider such assets to be impaired, the impairment to be recognized is measured by the amount by which the carrying amount of the assets exceeds the expected future net cash flows from the assets.

Accrued Liabilities

As part of the process of preparing our financial statements, we estimate expenses that we believe we have incurred, but have not yet been billed by our third party vendors. This process involves identifying services and activities that have been performed by such vendors on our behalf and estimating the level to which they have been performed and the associated cost incurred for such service as of each balance sheet date.

Net Loss Per Share

Basic and diluted loss per common share are computed based on the weighted average number of common shares outstanding. Common share equivalents consist of common shares issuable upon conversion of convertible preferred stock, and upon exercise of stock options and stock purchase warrants. All common share equivalents are excluded from the computation of diluted loss per share since the effect would be anti-dilutive. Common share equivalents which could potentially dilute basic earnings per share in the future, and which were excluded from the computation of diluted loss per share, totaled approximately 6.6 million, 14.4 million, and 13.3 million at December 31, 2014, 2013 and 2012, respectively.

Revenue Recognition

We recognize revenue in accordance with U.S. Securities and Exchange Commission (“SEC”) Staff Accounting Bulletin No. 101, *Revenue Recognition in Financial Statements*, as amended by Staff Accounting Bulletin No. 104, *Revenue Recognition*, (“SAB 104”). SAB 104 provides guidance in applying GAAP to revenue recognition issues, and specifically addresses revenue recognition for upfront, nonrefundable fees received in connection with research collaboration agreements. During 2014, 2013 and 2012, our revenue consisted of grant funding received from the NIH (see Note 5). Revenue from these arrangements is approximately equal to the costs incurred and is recorded as income as the related costs are incurred.

In May 2014, the FASB issued Accounting Standards Update 2014-09, *Revenue from Contracts with Customers* (“ASU 2014-09”), which creates a new Topic, Accounting Standards Codification Topic 606. The standard is principle-based and provides a five-step model to determine when and how revenue is recognized. The core principle is that an entity should recognize revenue when it transfers promised goods or services to customers in an amount that reflects the consideration to which the entity expects to be entitled in exchange for those goods or services. ASU 2014-09 is effective for the Company beginning in 2017 and allows for either full retrospective adoption or modified retrospective adoption. We are currently evaluating the impact of the adoption of ASU 2014-09 on our financial statements.

Research and Development Expense

Research and development expense primarily consists of costs incurred in the discovery, development, testing and manufacturing of our product candidates. These expenses consist primarily of (i) fees paid to third-party service providers to perform, monitor and accumulate data related to our preclinical studies and clinical trials, (ii) costs related to sponsored research agreements, (iii) the costs to procure and manufacture materials used in clinical trials, (iv) laboratory supplies and facility-related expenses to conduct development, and (v) salaries, benefits, and stock-based compensation for personnel. These costs are charged to expense as incurred.

Patent Costs

Our expenditures relating to obtaining and protecting patents are charged to expense when incurred, and are included in general and administrative expense.

Period to Period Comparisons

Our operating results are expected to fluctuate for the foreseeable future. Therefore, period-to-period comparisons should not be relied upon as predictive of the results for future periods.

Income Taxes

We account for income taxes using the liability method. Under this method, deferred tax assets and liabilities are recognized for the estimated future tax consequences attributable to differences between the financial statement carrying amounts of existing assets and liabilities and their respective tax bases. Deferred tax assets and liabilities are measured using enacted rates in effect for the year in which temporary differences are expected to be recovered or settled. Deferred tax assets are reduced by a valuation allowance unless, in the opinion of management, it is more likely than not that some portion or all of the deferred tax assets will be realized.

Stock-Based Compensation

We account for stock-based transactions in which the Company receives services from employees, directors or others in exchange for equity instruments based on the fair value of the award at the grant date. Compensation cost for awards of common stock is estimated based on the price of the underlying common stock on the date of issuance. Compensation cost for stock options or

warrants is estimated at the grant date based on each instrument's fair value as calculated by the Black-Scholes option pricing model. We recognize stock-based compensation cost as expense ratably on a straight-line basis over the requisite service period for the award. See Note 9 for additional stock-based compensation information.

Recent Accounting Pronouncements

Except as discussed above, there have been no recent accounting pronouncements or changes in accounting pronouncements which we expect to have a material impact on our financial statements, nor do we believe that any recently issued, but not yet effective, accounting standards if currently adopted would have a material effect on our financial statements.

3. Property and Equipment

Property and equipment as shown on the accompanying Consolidated Balance Sheets is composed of the following as of December 31, 2014 and 2013:

	2014	2013
Laboratory equipment.....	\$ 510,106	\$ 474,602
Leasehold improvements	115,605	115,605
Other furniture, fixtures & equipment	28,685	28,685
Total property and equipment.....	654,396	618,892
Accumulated depreciation and amortization.....	(557,703)	(498,665)
Property and equipment, net	<u>\$ 96,693</u>	<u>\$ 120,227</u>

Depreciation and amortization expense was \$59,037, \$68,862, and \$73,720 during the years ended December 31, 2014, 2013 and 2012, respectively.

4. Other Assets

Other assets as shown on the accompanying Consolidated Balance Sheets include the following as of December 31, 2014 and 2013:

	2014	2013
Technology licenses.....	\$ 248,855	\$ 248,855
Deposits	11,010	11,010
Accumulated amortization – technology licenses.....	(248,855)	(238,855)
Total other assets	<u>\$ 11,010</u>	<u>\$ 21,010</u>

Amortization expense related to technology licenses was \$10,000, \$10,000, and \$19,923 during the years ended December 31, 2014, 2013 and 2012, respectively.

5. Government Grants

We record revenue associated with government grants as the related costs and expenses are incurred and such revenue is reported as a separate line item in our statements of operations. Grant revenues relate to grants from the NIH in support of our HIV vaccine development activities. During 2014, 2013, and 2012, we recorded \$882,956, \$2,417,550, and \$2,657,327, respectively, of revenue associated with these grants. Additional detail concerning our grant revenues is discussed below.

In September 2007, the NIH awarded us a grant entitled “GM-CSF-Adjuvanted Clade C DNA/MVA and MVA/MVA Vaccines”. The aggregate award (including subsequent amendments) totaled approximately \$20.4 million. We recorded grant revenues of \$624,689, \$833,390, and \$2,227,924 for the years ended December 31, 2014, 2013 and 2012, respectively, related to this grant, and there is \$75,464 of unrecognized grant funds remaining and available for use pursuant to this grant as of December 31, 2014.

In September 2012, the NIH awarded us a grant entitled “Immunogens and Manufacturing” to support our HIV/AIDS vaccine development program. The grant award was for approximately \$1.9 million. We recorded grant revenues of \$-0-, \$1,429,597, and \$429,403 for the years ended December 31, 2014, 2013 and 2012, respectively, related to this grant, and all funding pursuant to this grant has been utilized as of December 31, 2014.

In July 2013, the NIH awarded us a Small Business Innovative Research (SBIR) grant entitled “Enhancing Protective Antibody Responses for a GM-CSF Adjuvanted HIV Vaccine.” The initial grant award was \$276,690 for the first year of a two year project period beginning August 1, 2013. In July 2014, the NIH awarded us \$289,641 for the second year of the project period. We recorded grant revenues of \$258,267, \$154,563, and \$-0- for the years ended December 31, 2014, 2013 and 2012, respectively, related to this grant, and there is \$153,501 of unrecognized grant funds remaining and available for use pursuant to this grant as of December 31, 2014.

6. Commitments

Lease Agreements

We lease approximately 8,400 square feet of office and laboratory space located in Smyrna, Georgia (metropolitan Atlanta). Rent expense for the years ended December 31, 2014, 2013 and 2012 was \$117,084, \$117,879, and \$118,801, respectively. The original 62-month lease term expired on December 31, 2014 and we have renewed the lease for an additional 12 months, with two successive 12-month renewal options. Future minimum lease payments total \$146,092 in 2015.

Other Commitments

In the normal course of business, we may enter into various firm purchase commitments related to production and testing of our vaccine material, conduct of clinical trials, and other research-related activities. As of December 31, 2014, we had approximately \$151,439 of unrecorded outstanding purchase commitments to our vendors and subcontractors, all of which we expect will be due in 2015.

7. Preferred Stock

Series A Convertible Preferred Stock

In March 2012, we issued 2,200 shares of our Series A Convertible Preferred Stock, \$1,000 stated value (“Series A Preferred Stock”), which were originally convertible into 2,933,333 shares of our common stock, and warrants to purchase up to 8,799,999 shares of our common stock for gross proceeds of \$2.2 million. Net proceeds, after deduction of placement agent fees and other expenses, were approximately \$2.0 million.

Each share of Series A Preferred Stock was entitled to a liquidation preference equal to the initial purchase price, had no voting rights, and was not entitled to a dividend. The Series A Preferred Stock was convertible at any time at the option of the holders into shares of our common stock. The initial conversion price was \$0.75 and during 2012, 1,412 of the Series A Preferred Shares were converted at this price into an aggregate of 1,882,667 shares of our common stock. Effective December 11, 2013, we amended the designation of the Series A Preferred Stock in connection with the issuance of our Series B Convertible Preferred Stock (see discussion below). The amendment had the effect of reducing the conversion price of the then-outstanding Series A Preferred Stock to \$0.35 and during the remainder of 2013, 717 shares of the Series A Preferred Stock were converted at this price into an aggregate of 2,048,570 shares of our common stock. The remaining 71 shares of Series A Preferred Stock were converted into 202,857 shares of our common stock in January 2014, and there are no shares of Series A Preferred Stock outstanding at December 31, 2014.

We assessed the Series A Preferred Stock and the related warrants under ASC Topic 480, “*Distinguishing Liabilities from Equity*” (“ASC 480”), ASC Topic 815, “*Derivatives and Hedging*” (“ASC 815”), and ASC Topic 470, “*Debt*” (“ASC 470”). The preferred stock contains an embedded feature allowing an optional conversion by the holder into common stock which meets the definition of a derivative. However, we determined that the preferred stock is an “equity host” (as described by ASC 815) for purposes of assessing the embedded derivative for potential bifurcation and that the optional conversion feature is clearly and closely associated to the preferred stock host; therefore the embedded derivative does not require bifurcation and separate recognition under ASC 815. We determined there to be a beneficial conversion feature (“BCF”) requiring recognition at its intrinsic value. Since the conversion option of the preferred stock was immediately exercisable, the amount allocated to the BCF was immediately accreted to preferred dividends, resulting in an increase in the carrying value of the preferred stock. We also assessed the warrants issued in connection with the financing under ASC 815 and determined that they did not initially meet the definition of a derivative, but will require evaluation on an on-going basis. As of December 31, 2014, we determined that the warrants still did not meet the definition of a derivative.

The following is a summary of the allocation of net proceeds and reconciliation to the carrying value of the Series A Preferred Stock at December 31, 2014:

Net proceeds	\$ 1,999,032
Fair value of warrants (recorded to Additional Paid-in Capital).....	(1,127,418)
Beneficial conversion feature (recorded to Additional Paid-in Capital).....	<u>(762,667)</u>
Net proceeds allocated to preferred stock.....	108,947
Accretion of beneficial conversion feature (deemed dividend).....	<u>762,667</u>
Initial carrying value of preferred stock.....	871,614
Accretion of beneficial conversion feature (deemed dividend) related to issuance of Series B Convertible Preferred Stock.....	360,229
Conversions to common stock.....	<u>(1,231,843)</u>
Carrying value at December 31, 2014	<u><u>\$ -0-</u></u>

Series B Convertible Preferred Stock

In December 2013, we issued 1,650 shares of our Series B Convertible Preferred Stock, \$1,000 stated value (“Series B Preferred Stock”), which was originally convertible into 4,714,286 shares of our common stock, for gross proceeds of \$1.65 million. Net proceeds, after deduction of transaction expenses, were approximately \$1.6 million. No warrants were issued in connection with the transaction.

Each share of Series B Preferred Stock has a liquidation preference equal to the initial purchase price, has no voting rights, and is not entitled to a dividend. The Series B Preferred Stock may be converted at any time at the option of the holders into shares of our common stock at a conversion price of \$0.35. During 2014, 1,550 shares of the Series B Preferred Stock were converted into 4,428,571 shares of our common stock. As of December 31, 2014, there were 100 shares of Series B Preferred Stock outstanding, convertible into 285,714 shares of our common stock.

In conjunction with the issuance of the Series B Preferred Stock, we entered into an agreement with the holders of the Series A Preferred Stock to amend the designation of the Series A Preferred Stock. The amendment had the effect of reducing the conversion price of the then-outstanding 788 Series A Preferred Shares from \$0.75 to \$0.35.

We assessed the Series B Preferred Stock using the same methodology as for the Series A Preferred Stock (see discussion above), and resulting in the same determinations. The following is a summary of the allocation of net proceeds and reconciliation to the carrying value of the Series B Preferred Stock at December 31, 2014:

Net proceeds	\$ 1,615,798
Beneficial conversion feature – Series A Preferred Stock (recorded to Additional Paid-in Capital).....	(360,229)
Beneficial conversion feature – Series B Preferred Stock (recorded to Additional Paid-in Capital).....	<u>(754,286)</u>
Net proceeds allocated to preferred stock.....	501,283
Accretion of beneficial conversion feature (deemed dividend).....	754,286
Conversions to common stock.....	<u>(1,179,474)</u>
Carrying value at December 31, 2014	<u><u>\$ 76,095</u></u>

8. Common Stock

Common Stock Transactions

During December 2011 and January 2012, we sold an aggregate of 1,066,519 of our common stock to a group of individual accredited investors (including members of our board of directors and management --see Note 12) for an aggregate purchase price of \$714,570. We also issued to the investors five-year warrants to purchase an aggregate of 1,599,784 shares of common stock at a price of \$1.00 per share.

During January and May 2013, we issued an aggregate of 2,933,333 shares of our common stock pursuant to the exercise of certain stock purchase warrants, resulting in total net proceeds of \$1,643,333 (see “*Stock Purchase Warrants*” below).

During October 2013, we issued 50,000 shares of our common stock to a consultant in exchange for services and recorded general and administrative expense of \$20,500 related to the issuance (see Note 9 – “*Other Non-Employee Stock-Based Compensation Expense*”).

During July and November 2014, we issued an aggregate of 378,205 shares of our common stock to a consultant in exchange for services and recorded aggregate general and administrative expense of \$100,000 related to the issuances (see Note 9 – “*Other Non-Employee Stock-Based Compensation Expense*”).

During October 2014, we issued an aggregate of 3,176,000 shares of our common stock pursuant to the exercise of certain stock purchase warrants, resulting in total net proceeds of \$873,400 (see “*Stock Purchase Warrants*” below).

During 2014, 2013 and 2012, we issued shares of our common stock related to conversions of our Series A and Series B Preferred Stock (see Note 7) as follows:

	2014	2013	2012
Conversion of Series A Preferred Shares	202,857	2,048,570	1,882,667
Conversion of Series B Preferred Shares	4,428,571	-0-	-0-

Stock Purchase Warrants

As of December 31, 2014, we have the following stock purchase warrants outstanding:

Expiration Date	Number of Shares	Weighted Average Exercise Price
December 31, 2016	1,806,159	\$ 1.00
January 16, 2017	45,000	1.00
January 31, 2017	567,001	1.00
March 21, 2017	2,690,666	0.35
Total Outstanding at December 31, 2014	<u>5,108,826</u>	<u>\$ 0.66</u>

During January 2013, we reduced the exercise price of warrants to purchase 2,933,333 shares of our common stock from \$0.75 to \$0.60 per share. In consideration for the reduction of the exercise price, the holders of the warrants immediately exercised 1,766,667 of the warrants for cash, resulting in total proceeds to the Company of \$1,060,000. We also extended the expiration date of the 1,166,666 unexercised warrants from March 21, 2013 to May 21, 2013. We recorded general and administrative expense of \$218,551 associated with these warrant modifications. During May 2013, we reduced the exercise price of the 1,166,666 remaining warrants from \$0.60 to \$0.50 per share. In consideration for the reduction of the exercise price, the holders of the warrants immediately exercised all of the remaining warrants for cash, resulting in total proceeds to the Company of \$583,333. We recorded general and administrative expense of \$19,617 associated with this warrant modification.

During September 2014, we reduced the exercise price of warrants to purchase 818,376 shares of our common stock from \$16.50 to \$1.00 per share, and extended the expiration dates from December 31, 2014 to December 31, 2016. We recorded general and administrative expense of \$39,711 associated with these modifications.

During October 2014, we entered into an agreement with certain holders of warrants to purchase shares of our common stock with respect to the payment to them of a warrant exercise fee of \$0.075 per share for each share purchased upon exercise of warrants held by them. In exchange for the fee, they immediately exercised warrants for an aggregate of 3,176,000 shares of our common stock, resulting in proceeds to us of \$873,400 (net of the exercise fee).

Common Stock Reserved

A summary of common stock reserved for future issuance as of December 31, 2014 is as follows:

Stock Purchase Warrants	5,108,826
Stock Option Plan	1,197,529
Series B Convertible Preferred Stock	285,715
Total	<u>6,592,070</u>

9. Stock-Based Compensation

Stock Option Plan

In 2006, we adopted the GeoVax Labs, Inc. 2006 Equity Incentive Plan (the “Stock Option Plan”) for the granting of qualified incentive stock options (“ISO’s”), nonqualified stock options, restricted stock awards or restricted stock bonuses to employees, officers, directors, consultants and advisors of the Company. The exercise price for any option granted may not be less than fair value (110% of fair value for ISO’s granted to certain employees). Options granted under the Stock Option Plan have a maximum ten-year term and generally vest over three years. The Company has reserved 1,200,000 shares of its common stock for issuance under the Stock Option Plan.

Certain information concerning the Stock Option Plan as of December 31, 2014, and a summary of activity during the year then ended is presented below:

	Number of Shares	Weighted- Average Exercise Price	Weighted- Average Remaining Contractual Term (yrs)	Aggregate Intrinsic Value
Outstanding at December 31, 2013	1,197,044	\$ 3.79		
Granted	217,500	0.17		
Exercised.....	-	-		
Forfeited or expired	(231,444)	1.89		
Outstanding at December 31, 2014.....	1,183,100	\$ 3.50	6.6	\$ -0-
Exercisable at December 31, 2014.....	785,594	\$ 5.09	5.2	\$ -0-

Additional information concerning our stock options for the years ended December 31, 2014, 2013 and 2012 is as follows:

	2014	2013	2012
Weighted average fair value of options granted	\$ 0.14	\$ 0.43	\$ 0.59
Intrinsic value of options exercised	-0-	-0-	-0-
Total fair value of options vested	97,707	165,490	319,920

We use the Black-Scholes model for determining the grant date fair value of our stock option grants. This model utilizes certain information, such as the interest rate on a risk-free security with a term generally equivalent to the expected life of the option being valued and requires certain other assumptions, such as the expected amount of time an option will be outstanding until it is exercised or expired, to calculate the fair value of stock options granted. The significant assumptions we used in our fair value calculations were as follows:

	2014	2013	2012
Weighted average risk-free interest rates.....	1.98%	2.3%	1.1%
Expected dividend yield.....	0.0%	0.0%	0.0%
Expected life of option (years).....	7.0	7.0	6.7
Expected volatility	94.88%	96.60%	105.2%

Stock-based compensation expense related to the Stock Option Plan was \$101,191, \$143,435, and \$310,076 during the years ended December 31, 2014, 2013 and 2012, respectively. Stock option expense is allocated to research and development expense or to general and administrative expense based on the nature of the services provided by the related individuals. For the three years ended December 31, 2014, stock option expense was allocated as follows:

	2014	2013	2012
General and administrative expense	\$ 69,057	\$ 101,896	\$ 231,936
Research and development expense.....	32,134	41,539	78,140
Total stock option expense.....	\$ 101,191	\$ 143,435	\$ 310,076

As of December 31, 2014, there was \$110,235 of unrecognized compensation expense related to stock-based compensation arrangements pursuant to the Stock Option Plan. The unrecognized compensation expense is expected to be recognized over a weighted average remaining period of 1.9 years.

Other Non-Employee Stock-Based Compensation

We recorded general and administrative expense of \$100,000, \$20,500, and \$-0- during the years ended December 31, 2014, 2013 and 2012, respectively, related to the issuance of our common stock in exchange for services rendered by non-employees (See Note 8 – “Common Stock Transactions”).

We recorded general and administrative expense of \$39,712, \$238,168, and \$-0- during the years ended December 31, 2014, 2013 and 2012, respectively, related to modifications made to certain stock purchase warrants (see Note 8 – “Stock Purchase Warrants”).

During 2014, we recorded general and administrative expense of \$238,200 related to a warrant exercise fee paid to certain holders of our stock purchase warrants as an incentive for the holders to immediately certain warrants (see Note 8 – “Stock Purchase Warrants”).

As of December 31, 2014, there was no unrecognized expense related to any non-employee stock-based compensation arrangements.

10. Retirement Plan

We participate in a multi-employer defined contribution retirement plan (the “401k Plan”) administered by a third party service provider; and the Company contributes to the 401k Plan on behalf of its employees based upon a matching formula. During the years ended December 31, 2014, 2013 and 2012 our contributions to the 401k Plan were \$35,567, \$43,132, and \$50,500, respectively.

11. Income Taxes

At December 31, 2014, we have a consolidated federal net operating loss (“NOL”) carryforward of approximately \$64.6 million, available to offset against future taxable income which expires in varying amounts in 2019 through 2034. Additionally, we have approximately \$826,000 in research and development (“R&D”) tax credits that expire in 2022 through 2034 unless utilized earlier. No income taxes have been paid to date.

Section 382 of the Internal Revenue Code contains provisions that may limit our utilization of our NOL and R&D tax credit carryforwards in any given year as a result of significant changes in ownership interests that have occurred in past periods or may occur in future periods.

Deferred income taxes reflect the net effect of temporary differences between the carrying amounts of assets and liabilities for financial reporting purposes and the amounts used for income tax purposes. Significant components of our deferred tax assets and liabilities included the following at December 31, 2014 and 2013:

	2014	2013
Deferred tax assets:		
Net operating loss carryforward	\$ 22,831,626	\$ 21,983,109
Research and development tax credit carryforward.....	825,896	799,248
Stock-based compensation expense	2,396,805	2,233,909
Total deferred tax assets	<u>26,054,327</u>	<u>25,016,266</u>
Deferred tax liabilities		
Depreciation.....	(7,149)	(13,386)
Total deferred tax liabilities.....	<u>(7,149)</u>	<u>(13,386)</u>
Net deferred tax assets	26,047,178	25,002,881
Valuation allowance	(26,047,178)	(25,002,881)
	<u>\$ -0-</u>	<u>\$ -0-</u>

We have established a full valuation allowance equal to the amount of our net deferred tax assets due to uncertainties with respect to our ability to generate sufficient taxable income to realize these assets in the future. A reconciliation of the income tax benefit on losses at the U.S. federal statutory rate to the reported income tax expense is as follows:

	2014	2013	2012
U.S. federal statutory rate applied to pretax loss	\$ (929,409)	\$ (776,881)	\$ (725,948)
Permanent differences.....	1,734	3,138	2,674
Research and development credits.....	26,648	14,047	21,236
Change in valuation allowance	901,027	759,696	702,038
Reported income tax expense	<u>\$ -0-</u>	<u>\$ -0-</u>	<u>\$ -0-</u>

12. Related Party Transactions

We are obligated to reimburse Emory University (a significant stockholder of the Company) for ongoing costs in connection with the filing, prosecution and maintenance of patent applications subject to a license agreement for technology associated with the vaccines we are developing. The expense associated with these ongoing patent cost reimbursements to Emory amounted to \$179,958, \$98,042, and \$89,885 for the years ended December 31, 2014, 2013, and 2012, respectively.

In connection with our IPCAVD grant from the NIH (see Note 5), we entered into subcontracts with Emory for the purpose of conducting research and development activities related to the grant. During 2014, 2013, and 2012, we recorded \$-0-, \$252,478 and \$552,403, respectively, of expense associated with these subcontracts. All amounts paid to Emory under these subcontracts are reimbursable to us pursuant to the NIH grant.

In December 2011 and January 2012, members of our management and Board of Directors participated in a private placement offering of our common stock and warrants (see Note 8), whereby they purchased an aggregate of 380,954 shares of our common stock for a total purchase price of \$255,239 and received five-year warrants to purchase an additional 571,432 shares of our common stock exercisable at \$1.00 per share.

13. Selected Quarterly Financial Data (unaudited)

A summary of selected quarterly financial data for 2014 and 2013 is as follows:

	2014 Quarter Ended			
	March 31	June 30	September 30	December 31
Revenue from grants.....	\$ 157,340	\$ 180,441	\$ 322,086	\$ 223,089
Net loss	(615,918)	(679,537)	(514,515)	(923,585)
Net loss per share.....	(0.02)	(0.03)	(0.02)	(0.03)
	2013 Quarter Ended			
	March 31	June 30	September 30	December 31
Revenue from grants.....	\$ 797,040	\$ 441,561	\$ 1,004,211	\$ 174,738
Net loss	(696,797)	(526,284)	(190,148)	(871,714)
Net loss per share.....	(0.03)	(0.02)	(0.01)	(0.04)

14. Subsequent Event

On February 27, 2015, we sold shares of our Series C convertible preferred stock to certain institutional investors for an aggregate purchase price of \$3.0 million. The preferred stock is convertible at any time into shares of our common stock at \$0.18 per share (16,666,666 shares in the aggregate), subject to possible adjustment as provided in the certificate of designation.

Pursuant to the terms of the securities purchase agreement, the investors also received five-year Series D warrants to purchase an aggregate of 16,666,666 shares of our common stock at \$0.22 per share. The Series D warrants are immediately exercisable. We also granted to the investors a one-year additional purchase right, evidenced in the form of Series E warrants, to purchase up to 16,666,666 of our common stock for one year with an exercise price of \$0.18 per share, and five-year Series F warrants to purchase up to 16,666,666 shares of our common stock at \$0.22 per share. The Series D warrants are immediately exercisable. The Series F warrants only vest and become exercisable at the time, and to the extent, that the Series E warrants are exercised. The placement agent for the offering was granted a Series D warrants (exercisable immediately) to purchase 1,333,333 shares of our common stock at \$0.22 per share.

GEOVAX LABS, INC.
SCHEDULE II – VALUATION AND QUALIFYING ACCOUNTS

For the Years Ended December 31, 2014, 2013 and 2012

<u>Description</u>	<u>Balance at Beginning Of Period</u>	<u>Additions</u>		<u>(1)</u>	<u>Balance at End Of Period</u>
		<u>Charged to Costs and Expenses</u>	<u>Charged to Other Accounts</u>		
Reserve Deducted in the Balance Sheet From the Asset to Which it Applies:					
Allowance for Deferred Tax Assets					
Year ended December 31, 2014	\$25,002,881	\$1,044,297	\$ -0-	\$ -0-	\$26,047,178
Year ended December 31, 2013	27,295,741	862,736	-0-	\$(3,155,596)	25,002,881
Year ended December 31, 2012	27,591,230	817,472	-0-	(1,112,961)	27,295,741

(1) Deductions represent the effect of expiring NOL carryforwards from prior year.

